



सर्व शिक्षा अभियान
सब पढ़ें सब बढ़ें

3rd HALF YEARLY MONITORING REPORT OF (JAMIA MILLIA ISLAMIA)



On

**MDM for the State of
UTTAR PRADESH**

Period: 1st April 2014 to 30th September 2014

Districts Covered

- 1. AMBEDKAR NAGAR**
- 2. BAHRAICH**
- 3. BALRAMPUR**
- 4. HARDOI**
- 5. SULTANPUR**

Sponsored by MHRD, Govt. of India

**Prof. Shoeb Abdullah, MI Coordinator, SSA
Institute of Advanced Studies in Education (IASE)
Faculty of Education**

INDEX

Sl.No.	Particulars/Details	Page No.
1.	Forward	2-2
2.	Acknowledgement	3-3
3.	General Information	4-7
4.	Executive Summary of all the Districts	8-45
5.	Annexures (b), (c) and (d)	46-63
6.	District (Ambedkar Nagar) 1 - Report	64-74
7.	MI Impression for Ambedkar Nagar	75-78
8.	District (Bahraich) 2 - Report	79-89
9.	MI Impression for Bahraich	90-90
10.	District (Balrampur) 3- Report	91-101
11.	MI Impression for Balrampur	-
12.	District (Hardoi) 4- Report	102-112
13.	MI Impression for Hardoi	113-115
14.	District (Sultanpur) 5- Report	116-126
15.	MI Impressions for Sultanpur	-

FOREWORD

Jamia Millia Islamia Monitoring Institute in charge of monitoring of five districts of Uttar Pradesh feels privileged to be one of the Monitoring Institution across the country for broad based monitoring of SSA, RTE and MDM activities.

This is the 3rd half yearly report for the year 2014 and is based on the data collected from five districts of Uttar Pradesh namely Ambedkarnagar, Bahraich, Balrampur, Hardoi and Sultanpur districts.

I hope the findings of the report would be helpful to both the Govt. of India and the State Government of Uttar Pradesh to understand the grass root level problems as well as achievement and functioning of MDM in the State and to plan further necessary interventions.

In this context I extend my hearty thanks to Prof. Shoeb Abdullah, Nodal Officer, Monitoring SSA-RTE and his team members (Dr. M. H. Quasmi, Dr. Kartar Singh, Dr. Ansar Alam, Dr. Jasim Ahmad and Mr. Shakeel Ahmad Khan) who have rendered a good service by taking pains to visit the schools located in the most inaccessible areas and preparing the report in time. I am extremely thankful to the authorities of the State office and the district offices for their unhesitating cooperation during the time of data collection.

**Name: Prof. Shoeb Abdullah
Head Institute of Advanced Studies in Education,
Faculty of Education, Jamia Millia Islamia,
New Delhi - 110025**

Acknowledgement

This report would not have been possible without the active support of the State Project Office of SSA for the State of Uttar Pradesh and the district offices in respect of the districts visited. We thank the State Project Director, SSA-RTE-MDM and the District Project Coordinators of SSA-RTE-MDM for their cooperation.

Our heartfelt thanks are due to all the officials of SSA-RTE-MDM and Education Department who helped the members of the visiting team in conducting field visit and to all the headmasters and teachers in the schools visited who provided us relevant data and information.

We also thank all others who have cooperated in the Monitoring and Supervision work.

We are thankful to Govt. of India Officials, Additional Secretary (SE&L), Director and Deputy Secretary, Under Secretary, Department of School Education & Literacy, Ministry of Human Resource Development, Shastri Bhawan, C Wing, Room No. 405, New Delhi – 110001 for providing an opportunity to undertake monitoring activities of SSA-RTE and providing funds.

We are also thankful to the SPD Lucknow Mrs. Sheetal Verma and Shree Abhinav Sinha incharge monitoring SSA Lucknow.

We also pay our thanks to the BSA, ABSA and other BSA officials of Ambedkar Nagar, Bahraich, Balrampur, Hardoi and Sultanpur districts of Uttar Pradesh for co-operation.

We also pay our thanks to Mr. S. Ghosh, the Project Manager SSA, Mr. K. Girija Shankar Senior Consultant(Monitoring)SSA, EdCIL(India) Limited, Technical Support Group, Sarva Shiksha Abhiyan, Vijaya Building, 5th Floor, 17- Barakhamba Road, New Delhi-110001 for looking after the Monitoring Institution activities and their staffs for continuing support and valuable guidance from time to time.

Name of the Nodal Officer: Prof. Shoeb Abdullah
Designation as per the institution: Head IASE, Faculty of Education, JMI
By MHRD Designation provided: MI Coordinator, SSA, RTE, MDM

3rd Half Yearly Monitoring Report of IASE

Jamia Millia Islamia New Delhi

On

**MDM for the State of Uttar Pradesh for the
period of**

1st April, 2014 to 30th September, 2014

1. General Information

Sl. No.	Information	Details										
1.	Name of the monitoring institute	Jamia Millia Islamia										
2.	Period of the report	1 st April, 2014 to 30 th September, 2014										
3.	Fund Released for the period	1 st April, 2014 to 30 th September, 2014										
4.	No. of Districts allotted	Five										
5.	Districts' name	1. Ambedkar Nagar 2. Bahraich 3. Balrampur 4. Hardoi 5. Sultanpur										
6.	Date of visit to the Districts / Schools (Information is to be given district wise i.e District 1, District 2, District 3 etc)	1. Ambedkar Nagar – 28.01.2015 to 06.02.2015 2. Bahraich - 28.01.2015 to 06.02.2015 3. Balrampur - 27.01.2015 to 05.02.2015 4. Hardoi - 27.01.2015 to 05.02.2015 5. Sultanpur -27.01.2015 to 05.02.2015										
7.	Total number of elementary schools (primary and upper primary to be counted)	<table border="1"><thead><tr><th rowspan="2">District Name</th><th colspan="2">Type of School</th><th rowspan="2">Total</th></tr><tr><th>Middle</th><th>Primary</th></tr></thead><tbody><tr><td></td><td></td><td></td><td></td></tr></tbody></table>	District Name	Type of School		Total	Middle	Primary				
District Name	Type of School			Total								
	Middle	Primary										

	separately) in the Districts Covered by MI (Information is to be given district wise i.e District 1, District 2, District 3 etc.)	<table border="1"> <tr> <td>1. Ambedkar Nagar</td> <td>520</td> <td>1352</td> <td>1872</td> </tr> <tr> <td>2. Bahraich</td> <td>983</td> <td>2470</td> <td>3453</td> </tr> <tr> <td>3. Balrampur</td> <td>645</td> <td>1566</td> <td>2211</td> </tr> <tr> <td>4. Hardoi</td> <td>1074</td> <td>2670</td> <td>3744</td> </tr> <tr> <td>5. Sultanpur</td> <td>612</td> <td>1724</td> <td>2336</td> </tr> <tr> <td>Total</td> <td>3834</td> <td>9782</td> <td>13616</td> </tr> </table>	1. Ambedkar Nagar	520	1352	1872	2. Bahraich	983	2470	3453	3. Balrampur	645	1566	2211	4. Hardoi	1074	2670	3744	5. Sultanpur	612	1724	2336	Total	3834	9782	13616		
1. Ambedkar Nagar	520	1352	1872																									
2. Bahraich	983	2470	3453																									
3. Balrampur	645	1566	2211																									
4. Hardoi	1074	2670	3744																									
5. Sultanpur	612	1724	2336																									
Total	3834	9782	13616																									
8.	Number of elementary schools monitored (primary and upper primary to be counted separately) Information is to be given for district wise i.e District 1, District 2, District 3 etc)	<table border="1"> <thead> <tr> <th rowspan="2">District Name</th> <th colspan="2">Type of School</th> <th rowspan="2">Total</th> </tr> <tr> <th>Middle</th> <th>Primary</th> </tr> </thead> <tbody> <tr> <td>1. Ambedkar Nagar</td> <td>19</td> <td>21</td> <td>40</td> </tr> <tr> <td>2. Bahraich</td> <td>21</td> <td>19</td> <td>40</td> </tr> <tr> <td>3. Balrampur</td> <td>15</td> <td>25</td> <td>40</td> </tr> <tr> <td>4. Hardoi</td> <td>20</td> <td>20</td> <td>40</td> </tr> <tr> <td>5. Sultanpur</td> <td>27</td> <td>13</td> <td>40</td> </tr> </tbody> </table>	District Name	Type of School		Total	Middle	Primary	1. Ambedkar Nagar	19	21	40	2. Bahraich	21	19	40	3. Balrampur	15	25	40	4. Hardoi	20	20	40	5. Sultanpur	27	13	40
District Name	Type of School			Total																								
	Middle	Primary																										
1. Ambedkar Nagar	19	21	40																									
2. Bahraich	21	19	40																									
3. Balrampur	15	25	40																									
4. Hardoi	20	20	40																									
5. Sultanpur	27	13	40																									
9.	Types of school visited	<p>1. Ambedkar Nagar – School 40,NPGEL 8, KGB 7, BRC 8, NPRC 5</p> <p>2. Bahraich – School 40, KGB 7, NPGEL 7, BRC 6, NPRC 5</p> <p>3. Balrampur – School 40, NPGEL 2, KGB 6, BRC 6, NPRC 4,</p> <p>4. Hardoi–School 40, NPGEL 8, KGB 13, BRC 12, NPRC 10</p> <p>5. Sultanpur - School 40,NPGEL 2, KGB 7, BRC 6, NPRC 5</p> <p>Total – School 200, NPEGEL 27, KGB 40, BRC 38, NPRC 29</p>																										
a)	Special training centers (Residential)	<p>1. Ambedkar Nagar = 2</p> <p>2. Bahraich = 3</p> <p>3. Balrampur = 3</p> <p>4. Hardoi = 3</p> <p>5. Sultanpur =3</p>																										
b)	Special training centers (Non Residential)	<p>1. Ambedkar Nagar = 3</p> <p>2. Bahraich = 3</p> <p>3. Balrampur = 2</p> <p>4. Hardoi = 3</p> <p>5. Sultanpur =2</p>																										
c)	Schools in Urban Areas	<p>1. Ambedkar Nagar = 8</p>																										

		2. Bahraich = 8 3. Balrampur = 7 4. Hardoi = 8 5. Sultanpur = 10
d)	School sanctioned with Civil Works	1. Ambedkar Nagar = 0 2. Bahraich = 0 3. Balrampur = 0 4. Hardoi = 0 5. Sultanpur = 0
e)	School from NPEGEL Blocks	1. Ambedkar Nagar = 4 2. Bahraich = 1 3. Balrampur = 3 4. Hardoi = 2 5. Sultanpur = 13
f)	Schools having CWSN	1. Ambedkar Nagar = 14 2. Bahraich = 10 3. Balrampur = 7 4. Hardoi = 11 5. Sultanpur = 11
g)	School covered under CAL programme	1. Ambedkar Nagar = 6 2. Bahraich = 8 3. Balrampur = 2 4. Hardoi = 7 5. Sultanpur = 6
h)	KGBVs	1. Ambedkar Nagar = 7 2. Bahraich = 7 3. Balrampur = 6 4. Hardoi = 13 5. Sultanpur = 7
10.	Number of schools visited by Nodal Officer of the Monitoring Institute	15
11.	Whether the draft report has been shared with the SPO : YES / NO	Yes
12.	After submission of the draft report to the SPO whether the MI has received any comments from the SPO: YES / NO	Yes
13.	Before sending the reports to the GOI whether the MI has shared the report with SPO: YES / NO	Yes

14. Details regarding discussion held with state officials: No remarks sent

15. Selection Criteria for Schools

The following criteria were used in the selection of schools:

- (a) Higher gender gap in enrolment,
- (b) Higher proportion of SC/ST students,
- (c) Low retention rate and higher drop-out rate
- (d) The school has a minimum of three CWSN.
- (e) The habitation where the school is located at has sizeable number of OoSC.
- (f) The habitations where the school is located at witnesses in-bound and out-bound seasonal migration,
- (g) The ward/unit of planning where the school is located at is known to have sizeable number of urban deprived children.
- (h) The school is located in a forest or far flung area.
- (i) The habitation where the school is located at witnesses recurrent floods or some other natural calamity.
- (j) The MIs also ensured that at least 8 out of 40 schools are from urban areas, 6 are with Special Training Centers (3 residential and 3 non-residential) attached to it, 2 have civil works sanctioned for them, 2 are from NPEGEL blocks 3 have a minimum of 3 CWSN (priority to those having other than OI children) and 3 each are covered under the Computer Aided Learning (CAL) and KGBV scheme.
- (k) The selection of schools was done on the basis of the latest school report card generated through DISE, HHS data and consultation with the district SSA functionaries.

16. **Items to be attached with the report:**

- a) List of Schools with DISE code visited by MI.
- b) Name, Designations & address of persons contacted.
- c) Copy of Office order, notification etc. discussed in the report.
- d) Any other relevant documents.

Executive summary of MDM Report

Sl No	Intervention & sub activity	District	Strengths	Weaknesses
11	11.1 Buffer stock for one month available	AMBEDKAR NAGAR	Out of 40 schools 29 (72.5%) reported that they have buffer stock for one month	Only 11 (27.5%) schools reported that they have no buffer stock
		BAHRAICH	Out of 40 schools 7 (17.5%) reported that they have buffer stock for one month	Only 33 (82.5%) schools reported that they have not buffer stock
		BALRAMPUR	Out of 40 schools 7 (17.5%) reported that they have buffer stock for one month	Only 33 (82.5%) schools reported that they have not buffer stock
		HARDOI	Out of 40 schools 8 (20%) reported that they have buffer stock for one month	Only 32 (80%) schools reported that they have not buffer stock
		SULTANPUR	Out of 40 schools 10 (25%) reported that they have buffer stock for one month	Only 30 (75%) schools reported that they have not buffer stock
	11.2 Delivered by lifting agency	AMBEDKAR NAGAR	Out of 40 schools 35 (87.5%) reported that foodgrain is delivered at school by lifting agency.	5 (12.5%) schools reported that foodgrains is not delivered by lifting agency.
		BAHRAICH	Out of 40 schools 26 (65%) reported that foodgrain is delivered at school by lifting agency.	14 (35%) schools reported that foodgrains is not delivered by lifting agency.
		BALRAMPUR	Out of 40 schools 29 (72.5%) reported that foodgrain is delivered at school by lifting agency.	11 (27.5%) schools reported that foodgrains is not delivered by lifting agency.

		HARDOI	Out of 40 schools 33 (82.5%) reported that foodgrain is delivered at school by lifting agency.	7 (17.5%) schools reported that foodgrains is not delivered by lifting agency.
		SULTANPUR	Out of 40 schools 31 (77.5%) reported that foodgrain is delivered at school by lifting agency.	9 (22.5%) schools reported that foodgrains is not delivered by lifting agency.
	11.3 Quality of food grain	AMBEDKAR NAGAR	Out of 40 schools 28 (70%) schools have reported that quality of food grain is good.	Only 12 (30%) schools have reported that quality of food grain is not good.
		BAHRAICH	Out of 40 schools 15 (37.5%) schools have reported that quality of food grain is good.	Only 25 (62.5%) schools have reported that quality of food grain is not good.
		BALRAMPUR	Out of 40 schools 16 (40%) schools have reported that quality of food grain is good.	Only 24 (60%) schools have reported that quality of food grain is not good.
		HARDOI	Out of 40 schools 28 (70%) schools have reported that quality of food grain is good.	Only 12 (30%) schools have reported that quality of food grain is not good.
		SULTANPUR	Out of 40 schools 28 (70%) schools have reported that quality of food grain is good.	Only 12 (30%) schools have reported that quality of food grain is not good.
	11.4 Food grain released after adjustment	AMBEDKAR NAGAR	Out of 40 schools 25 (62.5%) schools have reported that food grain is released after adjustment of unspent food grain of previous delivery	15 (37.5%) schools reported that food grain is released without adjustment of unspent food grain of previous delivery.

		BAHRAICH	Out of 40 schools 15 (37.5%) schools have reported that food grain is released after adjustment of unspent food grain of previous delivery	25 (62.5%) schools reported that food grain is released without adjustment of unspent food grain of previous delivery.
		BALRAMPUR	Out of 40 schools 15 (37.5%) schools have reported that food grain is released after adjustment of unspent food grain of previous delivery	25 (62.5%) schools reported that food grain is released without adjustment of unspent food grain of previous delivery.
		HARDOI	Out of 40 schools 27 (67.5%) schools have reported that food grain is released after adjustment of unspent food grain of previous delivery	13 (32.5%) schools reported that food grain is released without adjustment of unspent food grain of previous delivery.
		SULTANPUR	Out of 40 schools 32 (80%) schools have reported that food grain is released after adjustment of unspent food grain of previous delivery	8 (20%) schools reported that food grain is released without adjustment of unspent food grain of previous delivery.
	11.5 State releasing fund to districts in advance	AMBEDKAR NAGAR	Out of 40 schools only 31 (77.5%) schools reported that state is releasing funds in advance	9 (22.5%) schools reported that state is not releasing funds in advance.
		BAHRAICH	Out of 40 schools only 17 (42.5%) schools reported that state is releasing funds in advance	23 (57.5%) schools reported that state is not releasing funds in advance.
		BALRAMPUR	Out of 40 schools only 19 (47.5%) schools reported that state is releasing funds in advance	21 (52.5%) schools reported that state is not releasing funds in advance.

		HARDOI	Out of 40 schools only 24 (60%) schools reported that state is releasing funds in advance	16 (40%) schools reported that state is not releasing funds in advance.
		SULTANPUR	Out of 40 schools only 28 (70%) schools reported that state is releasing funds in advance	12 (30%) schools reported that state is not releasing funds in advance.
	11.5 Who engages cook.	AMBEDKAR NAGAR	Out of 40 schools cook is engaged by VEC in 14 (35%) schools, by SMC in 17 (42.5%) schools, by SHG in 1(2.5%) school, by PRI in 8 (20%) schools.	
		BAHRAICH	Out of 40 schools cook is engaged by VEC in 10 (25%) schools, by SMC in 19 (47.5%) schools, by SHG in 1(2.5%) school, by PRI in 2 (5%) schools	
		BALRAMPUR	Out of 40 schools cook is engaged by VEC in 9 (22.5%) schools, by SMC in 16 (40%) schools, by PRI in 11 (27.5%) schools.	
		HARDOI	Out of 40 schools cook is engaged by VEC in 20 (50%) schools, by SMC in 18 (45%) schools.	
		SULTANPUR	Out of 40 schools cook is engaged by VEC in 20 (50%) schools, by SMC in 9 (22.5%) schools, by SHG in 1 (2.5%) school.	.
	11.6 Appointment of cook and honorarium	AMBEDKAR NAGAR	Out of 40 schools 16(40%) schools have reported that cook is appointed as per Government of India norms.	24 (60%) schools have reported that cook is not appointed as per Government of India

			<p>34 (85%) schools reported that cook is paid honorarium. Out of 40 schools 31 (77.5%) reported that honorarium Rs. 1000 is paid to cook. Out of 40 schools 34 (85%) reported that cook is paid regularly. The mode of payment to cook is by Cheque in 38 (95%) schools and by cash in 1 (2.5%) schools.</p>	<p>norms. 9 (22.5%) schools reported that cook is not paid honorarium. The cooks are not paid regularly in 6 (15%) schools.</p>
		BAHRAICH	<p>Out of 40 schools 6 (15%) schools have reported that cook is appointed as per Government of India norms. 35 (87.5%) schools reported that cook is paid honorarium. Out of 40 schools 30 (75%) reported that honorarium Rs. 1000 is paid to cook. Out of 40 schools 29 (72.5%) reported that cook is paid regularly. The mode of payment to cook is by Cheque in 35 (87.5%) schools and by cash in 1 (2.5%) schools.</p>	<p>34 (85%) schools have reported that cook is not appointed as per Government of India norms. 5 (12.5%) schools reported that cook is not paid honorarium. The cooks are not paid regularly in 11 (27.5%) schools.</p>
		BALRAMPUR	<p>Out of 40 schools 10 (25%) schools have reported that cook is appointed as per Government of India norms. 29 (72.5%) schools reported that cook is paid honorarium. Out of 40 schools 30 (75%) reported that honorarium Rs. 1000 is paid to cook. Out of 40 schools 28 (70%) reported that cook is paid regularly. The mode of payment to cook</p>	<p>Only 30 (75%) schools have reported that cook is not appointed as per Government of India norms. 11 (27.5%) schools reported that cook is not paid honorarium. The cooks are not paid regularly in 12 (30%) schools.</p>

			is by Cheque in 38 (90%) schools.	
		HARDOI	Out of 40 schools 11 (27.5%) schools have reported that cook is appointed as per Government of India norms. 35 (87.5%) schools reported that cook is paid honorarium. Out of 40 schools 36 (90%) reported that honorarium Rs. 1000 is paid to cook. Out of 40 schools 18 (45%) reported that cook is paid regularly. The mode of payment to cook is by Cheque in 34 (85%) schools and by cash in 5 (12.5%) schools.	Only 29 (72.5%) schools have reported that cook is not appointed as per Government of India norms. 5 (12.5%) schools reported that cook is not paid honorarium. The cooks are not paid regularly in 22 (55%) schools.
		SULTANPUR	Out of 40 schools 8(20%) schools have reported that cook is appointed as per Government of India norms. 40 (100%) schools reported that cook is paid honorarium. Out of 40 schools 21 (52.5%) reported that honorarium Rs. 1000 is paid to cook. Out of 40 schools 35 (87.5%) reported that cook is paid regularly. The mode of payment to cook is by Cheque in 35 (87.5%) schools and by cash in 1 (2.5%) schools.	32 (80%) schools have reported that cook is not appointed as per Government of India norms. The cooks are not paid regularly in 4 (10%) schools.
	11.7 Social Composition of cook and health check up of cook	AMBEDKAR NAGAR	Out of 40 schools 28 (70%) schools engaged as cooks OBC persons, 7 (17.5%) schools engaged SC person as cook, 1 (2.5%) school	Training to cook is provided only in 32 (80%) schools and training module is available in 26 (65%)

			engaged minority as cook. Health check up of cook is done in 18 (45%) schools.	schools. Almost in 14 (35%) schools training is not provided nor training module is available.
		BAHRAICH	Out of 40 schools 30 (75%) schools engaged as cooks OBC persons, 3 (7.5%) schools engaged SC person as cook, 1 (2.5%) school engaged minority as cook. Health check up of cook is done in 14 (35%) schools.	Training to cook is provided only in 2 (5%) schools and training module is available in 3 (7.5%) schools. Almost in 37 (92.5%) schools training is not provided nor training module is available.
		BALRAMPUR	Out of 40 schools 30 (75%) schools engaged as cooks OBC persons, 3 (7.5%) school engaged cook from SC. Health check up of cook is done in 9 (22.5%) schools.	Training to cook is provided only in 8 (20%) schools and training module is available in 7 (17.5%) schools. Out of 40 schools 25 (62.5) schools cooks have not been provided training and 32 (80%) schools have no training module.
		HARDOI	Out of 40 schools 38 (95%) schools engaged as cooks OBC persons, 1 (2.5%) school engaged minority as cook. Health check up of cook is done in 9 (22.5%) schools.	Training to cook is provided only in 26 (65%) schools and training module is available in 24 (60%) schools. Out of 40 schools in 14 (35) schools cooks have not been provided training and 16 (40%) schools have no training module for cooks training.
		SULTANPUR	Out of 40 schools 36 (90%) schools engaged as cooks OBC persons, 3 (7.5%) school engaged as cook SC	Training to cook is provided only in 5 (12.5%) schools and training module is

			<p>person as cook. Health check up of cook is done in 11 (27.5%) schools.</p>	<p>available in 7 (17.5%) schools. Out of 40 schools 35 (87.5%) schools cooks have not been provided training and 33 (82.5%) schools have no training module.</p>
12	12.1 Quantity and Quality of meal	AMBEDKAR NAGAR	<p>Out of 40 schools hot cooked meal is served daily in 36 (90%) schools. Quality of is good in 20 (50%) schools, average in 17 (42.5%) schools. Quantity of meal is sufficient in 32 (80%) schools. Quantity of pulses per child is reported as 20 gm. in 8 (17.5%) schools, 25 gm. in 10 (25%) schools, 30 gm in 8 (20%) and 37.5 gm. in 5 (12.5%) schools, 40 gm. in 6 (15%) schools 50 gm. in 1 (2.5%) schools, 100 gm. in 1 (2.5%) schools. Quantity of green leafy vegetable per child is given as 100 gm. in 1 (2.5%) schools, 90 gm. in 11 (27.5%) schools, 80 gm. in 1 (2.5%) schools, 75 gm. in 2 (25%) schools, 60 gm. in 11 (27.5%) schools, 50 gm. in 7 (17.5%) schools 30-gm in 3 (7.5%) schools, 25 gms. in 2 (5%) schools. Double fortified salt is provided in 35 (87.5%) schools.</p>	<p>Hot cooked meal is not served daily in 4 (10%) schools. Quantity of meal is not sufficient in 8 (17.5%) schools. Standard Gadget measuring quantity is found in 28 (70%) schools.</p>
		BAHRAICH	<p>Out of 40 schools hot cooked meal is served daily in 35 (87.5%) schools.</p>	<p>Hot cooked meal is not served daily in 5 (12.5%) schools.</p>

		<p>Quality of is good in 17 (42.5%) schools, average in 20 (50%) schools.</p> <p>Quantity of meal is sufficient in 27 (67.5%) schools.</p> <p>Quantity of pulses per child is reported as 20 gm. in 2 (5%) schools, 25 gm. in 6 (15%) schools, 30 gm in 8 (20%), 40 gm. in 6 (15%) schools, 50 gm. in 4 (10%) schools. 100 gm. in 3 (7.5%) schools. 150 gm. in 3 (7.5%) schools.</p> <p>Quantity of green leafy vegetable per child is given as 150 gm. in 1 (2.5%) schools. 100 gm. in 2 (5%) schools, 90 gm. in 5 (12.5%) schools, 60 gm. in 14 (35%) schools, 50 gm. in 3 (7.5%) schools, 45 gm. in 1 (2.5%) schools, 40 gm. in 1 (2.5%) schools, 30 gm in 5 (12.5%) schools.</p> <p>Double fortified salt is provided in 30 (75%) schools.</p>	<p>Quantity of meal is not sufficient in 13 (32.5%) schools.</p> <p>Standard Gadget measuring quantity is found in 23 (57.5%) schools.</p>
	BALRAMPUR	<p>Out of 40 schools hot cooked meal is served daily in 34 (85%) schools.</p> <p>Quality of is good in 30 (75%) schools, average in 9 (22.5%) schools.</p> <p>Quantity of meal is sufficient in 35 (87.5%) schools.</p> <p>Quantity of pulses per child is reported as 20 gm. in 3 (7.5%) schools, 25 gm. in 16 (40%) schools, 30 gm in 5 (12.5%), 40 gm. in 1 (2.5%)</p>	<p>Hot cooked meal is not served daily in 6 (15%) schools.</p> <p>Quantity of meal is not sufficient in 5 (12.5%) schools.</p> <p>Standard Gadget measuring quantity is found in 13 (32.5%) schools.</p>

		<p>schools 45 gm. in 1 (2.5%) schools, 50 gm. in 1 (2.5%) schools. 60 gm. in 4 (10%) schools. 100 gm. in 3 (7.5%) schools.</p> <p>Quantity of green leafy vegetable per child is given as 150 gm. in 1 (2.5%) schools, 100 gm. in 4 (10%) schools, 60 gm. in 13 (32.5%) schools, 50 gm. in 6 (15%) schools, 40 gm in 2 (5%) schools, 30 gm. in 4 (10%) schools, 25 gms. in 5 (12.5%) schools and 20 gm in 4 (10%) schools.</p> <p>Double fortified salt is provided in 27 (67.5%) schools.</p>	
	HARDOI	<p>Out of 40 schools hot cooked meal is served daily in 37 (92.5%) schools.</p> <p>Quality of is good in 28 (70%) schools, average in 8 (20%) schools.</p> <p>Quantity of meal is sufficient in 35 (87.5%) schools.</p> <p>Quantity of pulses per child is reported as 20 gm. in 4 (10%) schools, 25 gm. in 11 (27.5%) schools, 30 gm. in 7 (17.5%) schools, 35 gm. in 4 (10%) schools, 37.5 gm. in 2 (5%) schools, 40 gm in 2 (5%) schools, 50 gm. in 2 (5%) schools, 75 gm in 2 (5%) and 100 gm. in 1 (7.5%) schools.</p> <p>Quantity of green leafy vegetable per child is given as 100-150 gm. in 6 (15%) schools, 20-25 gm. in 3</p>	<p>Hot cooked meal is not served daily in 3 (7.5%) schools.</p> <p>Standard Gadget measuring quantity is found in 24 (60%) schools.</p>

			(7.5%) schools, 30-40 gm in 4 (10%) schools, 45-65 gm. in 12 (30%) schools and 75-95 gm in 6 (15%) schools. Double fortified salt is provided in 37 (92.5%) schools.	
		SULTANPUR	Out of 40 schools hot cooked meal is served daily in 31 (77.5%) schools. Quality of is good in 17 (42.5%) schools, average in 21 (52.5%) schools. Quantity of meal is sufficient in 22 (55%) schools. Quantity of pulses per child is reported as 20 gm. in 1 (2.5%) schools, 25 gm. in 2 (5%) schools, 30 gm. in 1 (2.5%) schools, 37.5 gm. in 1 (2.5%) schools, 40 gm in 3 (7.5%) schools, 50 gm. in 1 (2.5%) schools, 75-100 gm in 1 (2.5%) and 150 gm. in 5 (12.5%) schools. Quantity of green leafy vegetable per child is given as 100-150 gm. in 13 (32.5%) schools, 30-40 gm in 8 (20%) schools, 45-65 gms. in 8 (20%) schools and 75-95 gm in 4 (10%). Double fortified salt is provided in 37 (92.5%) schools.	Hot cooked meal is not served daily in 9 (22.5%) schools. Quantity of meal is not sufficient in 18 (45%) schools. Standard Gadget measuring quantity is found in 23 (57.5%) schools.
	12.2 Acceptance of meal and menu	AMBEDKAR NAGAR	Out of 40 schools the children of 38 (95%) schools have happily accepted and they are satisfied with the quantity.	The children of 2 (5%) schools did not accept the meal and quantity of meal was not satisfactory.

		BAHRAICH	Out of 40 schools the children of 35 (87.5%) schools have happily accepted and they are satisfied with the quantity.	The children of 5 (12.5%) schools did not accept the meal and quantity of meal was not satisfactory.
		BALRAMPUR	Out of 40 schools the children of 31 (77.5%) schools have happily accepted and they are satisfied with the quantity.	The children of 9 (22.5%) schools did not accept the meal and quantity of meal was not satisfactory.
		HARDOI	Out of 40 schools the children of 40 (100%) schools have happily accepted and they are satisfied with the quantity.	
		SULTANPUR	Out of 40 schools the children of 37 (92.5%) schools have happily accepted and they are satisfied with the quantity.	The children of 3 (7.5%) schools did not accept the meal and quantity of meal was not satisfactory.
	12.3 Menu of MDM	AMBEDKAR NAGAR	Out of 40 schools 36 (90%) schools stated that menu is decided by authority, by VSS in 1 (2.5%) schools. It was observed that weekly menu was displayed in 39 (97.5%) schools. Menu was followed uniformly in 40 (100%) schools. Menu included local gradients in 38 (95%) and nutritional calorific value was included in 38 (95%) schools.	Menu was uniformly followed in all school and local gradients were not included in 2 (5%) schools. Similarly nutritional calorific value was not included in 2 (5%) schools.
		BAHRAICH	Out of 40 schools 33 (82.5%) schools stated that menu is decided by authority, by VSS in 2 (5%) schools and by Teacher in 4 (10%) school. It was observed that weekly menu was displayed in 39 (97.5%) schools. Menu was	Menu was not uniformly followed in 2 (5%) school and local gradients were included in all 40(100%) schools. Similarly nutritional

			followed uniformly in 38 (95%) schools. Menu included local gradients in 40 (100%) and nutritional calorific value was included in 40 (100%) schools.	calorific value was included in all 40(100%) schools.
		BALRAMPUR	Out of 40 schools 30 (75%) schools stated that menu is decided by authority, by teachers in 6 (15%) schools. It was observed that weekly menu was displayed in 39 (97.5%) schools. Menu was followed uniformly in 38 (95%) schools. Menu included local gradients in 38 (95%) and nutritional calorific value was included in 38 (95%) schools.	Menu was not uniformly followed in 2 (5%) school. Similarly nutritional calorific value was not included in 2 (5%) schools.
		HARDOI	Out of 40 schools 34 (85%) schools stated that menu is decided by authority, by teachers in 2 (5%) schools. It was observed that weekly menu was displayed in 37 (92.5%) schools. Menu was followed uniformly in 38 (95%) schools. Menu included local gradients in 38 (95%) and nutritional calorific value was included in 38 (95%) schools.	Menu was not uniformly followed in 2 (5%) school and local gradients were not included in 2 (5%) schools. Similarly nutritional calorific value was not included in 2 (5%) schools.
		SULTANPUR	Out of 40 schools 27 (67.5%) schools stated that menu is decided by authority, by teachers in 9 (22.5%) schools, by VSS in 1 (2.5%) schools. It was observed that weekly menu was displayed in 40 (100%) schools. Menu was	Menu was uniformly followed in all 40(100%) school and local gradients were included in all 40 (100%) schools. Similarly nutritional

			followed uniformly in 40 (100%) schools. Menu included local gradients in 40 (100%) and nutritional calorific value was included in 40 (100%) schools.	calorific value was included in all 40(100%) schools.
	12.4 Display of MDM logo	AMBEDKAR NAGAR	Out of 40 schools MDM logo was displayed in 26 (65%) schools.	
		BAHRAICH	Out of 40 schools MDM logo was displayed in 33 (82.5%) schools.	
		BALRAMPUR	Out of 40 schools MDM logo was displayed in 34 (85%) schools.	
		HARDOI	Out of 40 schools MDM logo was displayed in 27 (67.5%) schools.	
		SULTANPUR	Out of 40 schools MDM logo was displayed in 31 (77.5%) schools.	
13	13.1 Trends of enrolment and children availing MDM	AMBEDKAR NAGAR	The total enrolment of the sampled school is 4972. As per no. of children availing MDM is 3202. Out of total enrolment 3202 (64.40%) students are given MDM Out of total enrolment 2906 (58.45%) children availed MDM on the day of visit.	
		BAHRAICH	The total enrolment of the sampled school is 6480. As per no. of children availing MDM is 2655. Out of total enrolment 2655 (40.97%) students are given MDM Out of total enrolment 2604 (40.18%) children availed MDM on the day of visit	

		BALRAMPUR	The total enrolment of the sampled school is 5038. As per no. of children availing MDM is 2882. Out of total enrolment 2882 (57.20%) students are given MDM Out of total enrolment 2561 (50.83%) children availed MDM on the day of visit.	
		HARDOI	The total enrolment of the sampled school is 7971. As per no. of children availing MDM is 3510. Out of total enrolment 3510 (44.03%) students are given MDM Out of total enrolment 3510 (44.03%) children availed MDM on the day of visit.	
		SULTANPUR	The total enrolment of the sampled school is 4740. As per no. of children availing MDM is 2391. Out of total enrolment 2391 (50.44%) students are given MDM Out of total enrolment 2389 (50.40%) children availed MDM on the day of visit.	
	13.2 Serving and sitting arrangement	AMBEDKAR NAGAR	Out of 40 schools children were served meal sitting on mat/tat patti in 7 (17.5%) schools, on ground in 32 (80%) schools and any other in 1 (2.5%) school.	
		BAHRAICH	Out of 40 schools children were served meal sitting on mat/tat patti in 17 (42.5%) schools, on ground in 19 (47.5%) schools and any other in 4 (10%) school.	

		BALRAMPUR	Out of 40 schools children were served meal sitting on mat/tat patti in 2 (5%) schools, on ground in 38 (95%) schools.	
		HARDOI	Out of 40 schools children were served meal sitting on mat/tat patti in 10 (25%) schools, on ground in 30 (75%) schools.	
		SULTANPUR	Out of 40 schools children were served meal sitting on mat/tat patti in 6 (15%) schools, on ground in 34 (85%) schools.	
	13.3 Discrimination	AMBEDKAR NAGAR	Out of 40 schools no gender discrimination is observed in any schools. No caste discrimination was observed in any school Community discrimination was not found in any school.	
		BAHRAICH	Out of 40 schools no gender discrimination is observed in any schools. No caste discrimination was observed in any school Community discrimination was not found in any school.	
		BALRAMPUR	Out of 40 schools no gender discrimination is observed in any schools. No caste discrimination was observed in any school Community discrimination was not found in any school.	

		HARDOI	Out of 40 schools no gender discrimination is observed in any schools. No caste discrimination was observed in any school Community discrimination was not found in any school.	
		SULTANPUR	Out of 40 schools no gender discrimination is observed in any schools. No caste discrimination was observed in any school Community discrimination was not found in any school.	
	13.4 Comments in Inspection Register	AMBEDKAR NAGAR	Comment was not given in inspection register of any schools.	
		BAHRAICH	Comment was not given in inspection register of any schools.	
		BALRAMPUR	Comment was not given in inspection register of any schools.	
		HARDOI	Comment was not given in inspection register of any schools.	
		SULTANPUR	Comment was not given in inspection register of any schools.	
14	14.1 Convergence with SSA	AMBEDKAR NAGAR	Out of 4 schools convergence with SSA was found in 39 (97.5%) schools.	
		BAHRAICH	Out of 4 schools convergence with SSA was found in 39 (97.5%) schools.	
		BALRAMPUR	Out of 4 schools convergence with SSA was found in 39 (97.5%) schools.	

		HARDOI	Out of 4 schools convergence with SSA was found in 38 (95%) schools.	
		SULTANPUR	Out of 4 schools convergence with SSA was found in 40 (100%) schools.	
	14.2 Convergence with health programme	AMBEDKAR NAGAR	MDM was converged with health programme in 38 (95%) schools.	
		BAHRAICH	MDM was converged with health programme in 33 (82.5%) schools.	
		BALRAMPUR	MDM was converged with health programme in 37 (92.5%) schools.	
		HARDOI	MDM was converged with health programme in 31 (77.5%) schools.	
		SULTANPUR	MDM was converged with health programme in 36 (90%) schools.	
	14.3 School health card maintained	AMBEDKAR NAGAR	School health card maintained in all 38 (95%) schools and frequency of health check up was yearly in 14 (35%) school, half yearly in 23 (57.5%) schools, and quarterly in 3 (7.5%) school.	
		BAHRAICH	School health card maintained in 25 (62.5%) schools and frequency of health check up was yearly in 10 (25%) school, half yearly in 19 (47.5%) schools, monthly in 2 (5%) school and occasionally in 4 (10%) school.	

		BALRAMPUR	School health card maintained in 34 (85%) schools and frequency of health check up was yearly in 12 (30%) school, half yearly in 17 (42.5%) schools, monthly in 1 (2.5%) and occasionally in 1 (2.5%) school.	
		HARDOI	School health card maintained in 28 (70%) schools and frequency of health check up was yearly in 18 (45%) school, half yearly in 9 (22.5%) schools, and quarterly in 2 (5%), monthly in 1 (2.5%) schools and occasionally in 2 (5%) school.	
		SULTANPUR	School health card maintained in 31 (77.5%) schools and frequency of health check up was yearly in 19 (47.5%) school, half yearly in 7 (17.5%) schools, quarterly in 5 (12.5%) and occasionally in 4 (10%) school.	
	14.4 Micronutrients and deworming medicine given	AMBEDKAR NAGAR	Out of 40 schools micronutrients given in 39 (97.5%) schools and deworming medicine was given in 35 (87.5%) schools.	
		BAHRAICH	Out of 40 schools micronutrients given in 34 (85%) schools and deworming medicine was given in 34 (85%) schools.	

		BALRAMPUR	Out of 40 schools micronutrients given in 31 (77.5%) schools and deworming medicine was given in 32 (80%) schools.	
		HARDOI	Out of 40 schools micronutrients given in 32 (80%) schools and deworming medicine was given in 32 (80%) schools.	
		SULTANPUR	Out of 40 schools micronutrients given in 27 (67.5%) schools and deworming medicine was given in 27 (67.5%) schools.	
14.5 Administration and frequency of medicine		AMBEDKAR NAGAR	Out of 40 schools medicine is administered by Govt. doctors in 39 (97.5%) schools. The frequency of medicine is yearly in 12 (30%) schools, half yearly in 18 (45%) schools, quarterly in 5 (12.5%) schools and occasionally in 2 (5%) school.	
		BAHRAICH	Out of 40 schools medicine is administered by Govt. doctors in 37 (92.5%) schools. The frequency of medicine is yearly in 10 (25%) schools, half yearly in 20 (50%) schools, and quarterly in 3 (7.5%) schools.	
		BALRAMPUR	Out of 40 schools medicine is administered by Govt. doctors in 32 (80%) schools. The frequency of medicine is yearly in 15 (37.5%) schools, half yearly in 14 (35%) schools, quarterly in 2 (5%)	

			schools and occasionally in 1 (2.5%) school.	
		HARDOI	Out of 40 schools medicine is administered by Govt. doctors in 30 (75%) schools and by teacher in 3 (7.5%) school. The frequency of medicine is yearly in 16 (40%) schools, half yearly in 8 (20%) schools, quarterly in 2 (5%) schools and occasionally in 2 (5%) school.	
		SULTANPUR	Out of 40 schools medicine is administered by Govt. doctors in 30 (22.5%) schools. The frequency of medicine is yearly in 11 (27.5%) schools, half yearly in 5 (12.5%) schools, quarterly in 5 (12.5%) schools and occasionally in 4 (10%) school.	
	14.6 Instances of emergency	AMBEDKAR NAGAR	No instance of emergency was mentioned at district level but MI found instances of emergency in 3 (7.5%) schools.	
		BAHRAICH	No instance of emergency was mentioned at district level and MI not found instances of emergency in any schools.	
		BALRAMPUR	No instance of emergency was mentioned at district level but MI found instances of emergency in 2 (5%) schools.	
		HARDOI	No instance of emergency was mentioned at district	

			level but MI found instances of emergency in 4 (10%) schools.	
		SULTANPUR	No instance of emergency was mentioned at district level and MI not found instances of emergency in any schools.	
	14.7 Dental & eye check up	AMBEDKAR NAGAR	The district administration has mentioned that dental and eye check up is done in each and every school and spectacles were distributed to needy students. However, MI found that dental and eye check up was done in 39 (97.5%) schools and spectacles were distributed in 13 (32.5%) schools.	Dental and eye check up was not performed in 1 (2.5%) schools.
		BAHRAICH	The district administration has mentioned that dental and eye check up is done in each and every school and spectacles were distributed to needy students. However, MI found that dental and eye check up was done in 30 (75%) schools and spectacles were distributed in 10 (25%) schools.	Dental and eye check up was not performed in 10 (25%) schools.
		BALRAMPUR	The district administration has mentioned that dental and eye check up is done in each and every school and spectacles were distributed to needy students. However, MI found that dental and eye check up was done in 34 (85%) schools and spectacles were distributed in 9 (22.5%)	Dental and eye check up was not performed in 6 (15%) schools.

			schools	
		HARDOI	The district administration has mentioned that dental and eye check up is done in each and every school and spectacles were distributed to needy students. However, MI found that dental and eye check up was done in 31 (77.5%) schools and spectacles were distributed in 17 (42.5%) schools	Dental and eye check up was not performed in 9 (22.5%) schools.
		SULTANPUR	The district administration has mentioned that dental and eye check up is done in each and every school and spectacles were distributed to needy students. However, MI found that dental and eye check up was done in 28 (70%) schools and spectacles were distributed in 16 (40%) schools	Dental and eye check up was not performed in 12 (30%) schools.
	14.8 Availability of first aid	AMBEDKAR NAGAR	The district level data reveals that first aid box is available in each and every school. The physical verification by MI revealed that it was available in 30 (75%) schools.	Medical kit was not available in 10 (25%) schools.
		BAHRAICH	The district level data reveals that first aid box is available in each and every school. The physical verification by MI revealed that it was available in 29 (72.5%) schools.	Medical kit was not available in 11 (27.5%) schools.
		BALRAMPUR	The district level data reveals that first aid box is available in each and every school. The physical verification by MI	Medical kit was not available in 8 (20%) schools.

			revealed that it was available in 32 (80%) schools.	
		HARDOI	The district level data reveals that first aid box is available in each and every school. The physical verification by MI revealed that it was available in 27 (67.5%) schools.	Medical kit was not available in 13 (32.5%) schools.
		SULTANPUR	The district level data reveals that first aid box is available in each and every school. The physical verification by MI revealed that it was available in 21 (52.5%) schools.	Medical kit was not available in 19 (47.5%) schools.
15	15.1 Potable water availability	AMBEDKAR NAGAR	Out of 40 schools potable water was available in 39 (97.5%) schools.	No potable water was available in 1 (2.5%) schools.
		BAHRAICH	Out of 40 schools potable water was available in 34 (85%) schools.	No potable water was available in 6 (15%) schools.
		BALRAMPUR	Out of 40 schools potable water was available in 35 (87.5%) schools.	No potable water was available in 5 (12.5%) schools.
		HARDOI	Out of 40 schools potable water was available in 33 (82.5%) schools.	No potable water was available in 7 (17.5%) schools.
		SULTANPUR	Out of 40 schools potable water was available in 28 (70%) schools.	No potable water was available in 12 (30%) schools.
	15.2 Drinking water scheme	AMBEDKAR NAGAR	Out of 40 schools drinking water scheme was sponsored by Department in 10 (25%) schools, MLA in 2 (5%) schools, MPLAD in 1 (2.5%) schools and by others in 16 (40%) schools	
		BAHRAICH	Out of 40 schools drinking water scheme was sponsored by Department in 1 (2.5%) schools, MLA in 2 (5%)	

			schools, MPLAD in 1 (2.5%) schools and by others in 12 (30%) schools	
		BALRAMPUR	Out of 40 schools drinking water scheme was sponsored by MLA in 1 (2.5%) schools, MPLAD in 3 (7.5%) schools and by others in 19 (47.5%) schools	
		HARDOI	Out of 40 schools drinking water scheme was sponsored by Department in 5 (12.5%) schools, MLA in 1 (2.5%) schools, MPLAD in 1 (2.5%) schools and by others in 17 (42.5%) schools	
		SULTANPUR	Out of 40 schools drinking water scheme was sponsored by Department in 2 (5%) schools, MLA in 5 (12.5%) schools, MPLAD in 1 (2.5%) schools and by others in 7 (17.5%) schools	
16	16.1 Kitchen construction and condition	AMBEDKAR NAGAR	Out of 40 schools kitchen pucca shed is constructed in 38 (95%) schools. Kitchen shed was not under construction in any school.	2 (5%) schools have no Kitchen pucca available. Kitchen constructed but not in use in 3 (7.5) school. Kitchen sanctioned but not started in any schools.
		BAHRAICH	Out of 40 schools kitchen pucca shed is constructed in 30 (75%) schools. Kitchen shed was not under construction in any school.	10 (25%) schools have no Kitchen pucca available. Kitchen constructed but not in use in 1 (2.5) school. Kitchen sanctioned but not started in any schools.

		BALRAMPUR	Out of 40 schools kitchen pucca shed is constructed in 34 (85%) schools.	6 (15%) schools have no Kitchen pucca shed available.
		HARDOI	Out of 40 schools kitchen pucca shed is constructed in 36 (90%) schools.	4 (10%) schools have no Kitchen pucca shed available.
		SULTANPUR	Out of 40 schools kitchen pucca shed is constructed in 35 (87.5%) schools.	5 (12.5%) schools have no pucca shed Kitchen available.
	16.2 Under which Scheme constructed	AMBEDKAR NAGAR	MI observed that few schools were having information about the scheme under which the kitchen was constructed. The kitchen was constructed under MDM scheme in 19 (47.5%) schools , under SSA in 13 (32.5%) schools and under other 2 (5%).	6 (15%) schools have no information under which the kitchen was constructed.
		BAHRAICH	MI observed that few schools were having information about the scheme under which the kitchen was constructed. The kitchen was constructed under MDM scheme in 8 (20%) schools, under SSA in 10 (25%) schools and under other 1 (2.5%).	21 (52.5%) schools have no information under which the kitchen was constructed.
		BALRAMPUR	MI observed that few schools were having information about the scheme under which the kitchen was constructed. The kitchen was constructed under MDM scheme in 6 (15%) schools, under SSA in 13 (32.5%)	18 (45%) schools have no information under which the kitchen was constructed.

			schools and under other 3 (7.5%).	
		HARDOI	MI observed that few schools were having information about the scheme under which the kitchen was constructed. The kitchen was constructed under MDM scheme in 13 (32.5%) schools, under SSA in 18 (45%) schools.	9 (22.5%) schools have no information under which the kitchen was constructed.
		SULTANPUR	MI observed that few schools were having information about the scheme under which the kitchen was constructed. The kitchen was constructed under MDM scheme in 15 (37.5%) schools and under SSA in 14 (35%) schools.	11 (27.5%) schools have no information under which the kitchen was constructed.
	16.3 In absence of kitchen shed where MDM is prepared	AMBEDKAR NAGAR	Only 3 (7.5%) school has reported to prepare MDM in open space.	
		BAHRAICH	Only 2 (5%) school has reported to prepare MDM in other place and 1 (2.5%) school in open place.	
		BALRAMPUR	Only 3 (7.5%) school has reported to prepare MDM in other place and 1 (2.5%) school in open place.	
		HARDOI	0 (0%) schools reported to prepare MDM in open space and 0 (0%) school has reported to prepare MDM in other place.	
		SULTANPUR	Only 4 (10%) school has reported to prepare MDM in open space.	

	16.4 Storage of food grain	AMBEDKAR NAGAR	Food grain is stored in classrooms in 3 (7.5%) schools, in office in 2 (5%) schools.	
		BAHRAICH	Food grain is stored in classrooms in 2 (5%) schools, in office in 2 (5%) schools and at the house of Pradhan or VSS members' home in 2 (5%) schools.	
		BALRAMPUR	Food grain is stored in office in 3 (7.5%) schools and at the house of Pradhan or VSS members' home in 1 (2.5%) schools.	
		HARDOI	Food grain is stored in classrooms in 6 (15%) schools, in office in 2(5%) school and at the house of Pradhan or VSS members' home in 1 (2.5%) schools.	
		SULTANPUR	Food grain is stored in office in 2 (5%) schools and at the house of Pradhan or VSS members' home in 6 (15%) schools.	
	16.5 Kitchen hygienic condition	AMBEDKAR NAGAR	MI observed that kitchen sheds are well ventilated, away from class room and having hygienic condition in 28 (70%) schools.	
		BAHRAICH	MI observed that kitchen sheds are well ventilated, away from class room and having hygienic condition in 19 (47.5%) schools.	
		BALRAMPUR	MI observed that kitchen sheds are well ventilated, away from class room and having hygienic condition in	

			9 (22.5%) schools.	
		HARDOI	MI observed that kitchen sheds are well ventilated, away from class room and having hygienic condition in 25 (62.5%) schools.	
		SULTANPUR	MI observed that kitchen sheds are well ventilated, away from class room and having hygienic condition in 23 (57.5%) schools.	
	16.6 Types of fuels used	AMBEDKAR NAGAR	Out of 40 schools LPG was in 2 (5%) schools and wood was used in 37 (92.5%) schools.	MDM was interrupted due to shortage of fuel in 9(22.5%) schools.
		BAHRAICH	Out of 40 schools as fuel LPG was in 3 (7.5%) schools, and wood was used in 29 (72.5%) schools.	MDM was interrupted due to shortage of fuel in 7 (17.5%) schools.
		BALRAMPUR	Out of 40 schools as fuel LPG was in 2 (5%) schools, and wood was used in 32 (80%) schools.	MDM was interrupted due to shortage of fuel in 10(25%) schools.
		HARDOI	Out of 40 schools as fuel LPG was in 7 (17.5%) schools, and wood was used in 27 (67.5%) schools.	MDM was interrupted due to shortage of fuel in 9(22.5%) schools.
		SULTANPUR	Out of 40 schools LPG was in 3 (7.5%) schools, kerosene was used in 1 (2.5%) school and wood was used in 33 (82.5%) schools.	MDM was interrupted due to shortage of fuel in 5 (12.5%) schools.
	16.7 Cooking utensils available & source of funding	AMBEDKAR NAGAR	Out of 40 schools cooking utensils was available in 40 (100%) schools and source of funding was by MME in 3 (7.5%) schools and by others in 18 (45%) schools.	19 (47.5%) schools did not know from where cooking utensils were purchased.

		BAHRAICH	Out of 40 schools cooking utensils was available in 39 (97.5%) schools and source of funding was by MME in 4 (10%) schools and by others in 13 (32.5%) schools.	23 (57.5%) schools did not know from where cooking utensils were purchased.
		BALRAMPUR	Out of 40 schools cooking utensils was available in 39 (97.5%) schools and source of funding was by MME in 1 (2.5%) schools and by others in 17 (42.5%) schools.	22 (55%) schools did not know from where cooking utensils were purchased.
		HARDOI	Out of 40 schools cooking utensils was available in 37 (92.5%) schools and source of funding was by MME in 3 (7.5%) schools and by others in 9 (22.5%) schools.	28 (70%) schools did not know from where cooking utensils were purchased.
		SULTANPUR	Out of 40 schools cooking utensils was available in 39 (97.5%) schools and source of funding was by MME in 6 (15%) schools and by others in 11 (27.5%) schools.	23 (57.5%) schools did not know from where cooking utensils were purchased.
	16.8 Availability of storage bin and source of its funding	AMBEDKAR NAGAR	MI found storage bin was available only in 2 (5%) schools.	In 38 (95%) schools storage bin was not available.
		BAHRAICH	MI found storage bin was available only in 24 (60%) schools. The source of funding was by MDM in 3 (7.5%) school, by MME in 4 (10%) schools and by SSA in 1 (2.5%) school.	In 16 (40%) schools storage bin was not available.
		BALRAMPUR	MI found storage bin was available only in 30 (75%) schools. The source of funding was by MDM in 4 (10%) school.	In 10 (25%) schools storage bin was not available.

		HARDOI	MI found storage bin was available only in 15 (37.5%) schools. The source of funding was by MDM in 2 (5%) school.	In 25 (62.5%) schools storage bin was not available.
		SULTANPUR	MI found storage bin was available only in 21 (52.5%) schools. The source of funding was by MDM in 5 (12.5%) schools and by SSA in 2 (5%) schools.	In 19 (47.5%) schools storage bin was not available.
	16.7 Availability of plates and its funding	AMBEDKAR NAGAR	Plates were available in 2 (5%) schools and the source of its funding was by MME in 1 (2.5%) school and by others in 1 (2.5%) schools.	In most of the schools the children bring plates from home.
		BAHRAICH	Plates were available in 8 (20%) schools and the source of its funding was by Community contribution in 1 (2.5%) schools, MME in 4 (10%) school.	In most of the schools the children bring plates from home.
		BALRAMPUR	Plates were available in 17 (42.5%) schools and the source of its funding was by Community contribution in 2 (5%) schools, by Other in 4 (10%) school.	In most of the schools the children bring plates from home.
		HARDOI	Plates were available in 2 (5%) schools and the source of its funding was by Community contribution in 1 (2.5%) school and by others in 1 (2.5%) school.	In most of the schools the children bring plates from home.
		SULTANPUR	Plates were available in 4 (10%) schools and the source of its funding was by other in 2 (5%) school.	In most of the schools the children bring plates from home.
17	17.1 Safety and hygiene	AMBEDKAR NAGAR	MI observed that children washed their hands before	

			taking meals in 39 (97.5%) schools and take meal in orderly manner in 40 (100%) schools, conserve water in 40 (100%) schools and the cooking process is safe in 35 (87.5%) schools. The fire extinguisher was available in 40 (100%) schools	
		BAHRAICH	MI observed that children washed their hands before taking meals in 33 (82.5%) schools and take meal in orderly manner in 40 (100%) schools, conserve water in 40 (100%) schools and the cooking process is safe in 32 (80%) schools. The fire extinguisher was available in 38 (95%) schools	
		BALRAMPUR	MI observed that children washed their hands before taking meals in 38 (95%) schools and take meal in orderly manner in 40 (100%) schools, conserve water in 38 (95%) schools and the cooking process is safe in 34 (85%) schools. The fire extinguisher was available in 38 (95%) schools	
		HARDOI	MI observed that children washed their hands before taking meals in 36 (90%) schools and take meal in orderly manner in 39 (97.5%) schools, conserve water in 33 (82.5%) schools and the cooking process is safe in 32 (80%) schools. The fire	

			extinguisher was available in 37 (92.5%) schools	
		SULTANPUR	MI observed that children washed their hands before taking meals in 38 (95%) schools and take meal in orderly manner in 40 (100%) schools, conserve water in 39 (97.5%) schools and the cooking process is safe in 29 (72.5%) schools. The fire extinguisher was available in 37 (92.5%) schools	
	17.2 Community Participation	AMBEDKAR NAGAR	District has reported that VEC/SMC meetings are regularly held on monthly basis. However, MI found that Panchayat participation on monthly basis in 14 (35%) schools, SMC/VEC participation was monthly in 24 (60%) schools, parents participation on monthly was observed in 15 (37.5%) schools and urban body participation was observed only in 6 (15%) schools.	
		BAHRAICH	District has reported that VEC/SMC meetings are regularly held on monthly basis. However, MI found that Panchayat participation on monthly basis in 11 (27.5%) schools, SMC/VEC participation was monthly in 19 (47.5%) schools, parents participation on monthly was observed in 13 (32.5%) schools and urban body participation was observed	

			only in 5 (12.5%) schools.	
		BALRAMPUR	District has reported that VEC/SMC meetings are regularly held on monthly basis. However, MI found that Panchayat participation on monthly basis in 8 (20%) schools, SMC/VEC participation was monthly in 7 (17.5%) schools, parents participation on monthly was observed in 6 (15%) schools and urban body participation was observed only in 4 (10%) schools.	
		HARDOI	District has reported that VEC/SMC meetings are regularly held on monthly basis. However, MI found that Panchayat participation on monthly basis in 8 (20%) schools, SMC/VEC participation was monthly in 8 (20%) schools, parents participation on monthly was observed in 3 (7.5%) schools and urban body participation was observed only in 4 (10%) schools.	
		SULTANPUR	District has reported that VEC/SMC meetings are regularly held on monthly basis. However, MI found that Panchayat participation on monthly basis in 14 (35%) schools, SMC/VEC participation was monthly in 12 (30%) schools, parents participation on monthly was	

			observed in 11 (27.5%) schools and urban body participation was observed only in 7 (17.5%) schools.	
	17.2 Frequency of SMC meeting and issue of MDM discussed	AMBEDKAR NAGAR	SMC meeting held once in 1 (2.5%) school, twice in 1 (2.5%), 3 times in 6 (15%) school, 4 times in 3 (7.5%) school, 5 times in 5 (12.5%) schools, 6 times in 8 (20%) schools, 7 times in 2 (5%) schools, 8 times in 2 (5%) schools, 10 times in 1 (2.5%) schools and 12 time in 1 (2.55) school. The issue of MDM was discussed once in 2 (5%) school, twice in 5 (12.5%) schools, 3 times in 8 (20%) schools, 4 times in 3 (7.5%) schools, 5 times in 4 (10%) schools, 6 times in 4 (10%) schools and 12 times in 1 (2.5%) school.	In most of the schools SMC register is maintained in all schools but their category wise attendance in the meeting could not be identified
		BAHRAICH	SMC meeting held once in 2 (5%) school, twice in 2 (5%), 4 times in 3 (7.5%) school, 5 times in 3 (7.5%) schools, 6 times in 15 (37.5%) schools, 7 times in 3 (7.5%) schools, 8 times in 2 (5%) schools, 9 time in 1 (2.5%) school, 10 times in 3 (7.5%) schools, 12 time in 1 (2.55) school, 13 time in 1(2.5%) school and 14 time in 1(2.5%) school. The issue of MDM was discussed once in 3 (7.5%) school, twice in 5 (12.5%) schools, 3 times in 4 (10%) schools, 4 times in 3 (7.5%) schools, 5	In most of the schools SMC register is maintained in all schools but their category wise attendance in the meeting could not be identified

			times in 4 (10%) schools, 6 times in 13 (32.5%) schools and 7 times in 1 (2.5%) school, 8 times in 1 (2.5%) school, 10 times in 1(2.5%) school, 11 times in 1(2.5%) school, and 12 times in 1(2.5%) school.	
		BALRAMPUR	SMC meeting held once in 3 (7.5%) school, 3 times in 5 (12.5%) school, 4 times in 4 (10%) school, 5 times in 4 (10%) schools, 6 times in 4 (10%) schools, 7 times in 5 (12.5%) schools, 8 times in 2 (5%) schools, 10 times in 3 (7.5%) schools and 11 times in 1 (2.5%). The issue of MDM was discussed once in 2 (5%) school, twice in 1 (2.5%) schools, 3 times in 7 (17.5%) schools, 4 times in 6 (15%) schools, 5 times in 4 (10%) schools, 6 times in 4 (10%) schools, 7 times in 1 (2.5%) schools, 8 times in 2 (5%) schools, and 10 times in 3 (7.5%) schools.	In most of the schools SMC register is maintained in all schools but their category wise attendance in the meeting could not be identified
		HARDOI	SMC meeting held once in 5 (12.5%) schools, 3 times in 1 (2.5%) schools, 5 times in 6 (15%) school, 6 times in 5 (12.5%) schools, 7 times in 7 (17.5%) schools, 8 times in 4 (10%) schools, 9 times in 1 (2.5%) schools, 10 times in 2 (5) schools and 11 times in 1 (2.5%) school. The issue of MDM was discussed once in 1 (2.5%) schools, twice in 8	In most of the schools SMC register is maintained in all schools but their category wise attendance in the meeting could not be identified

			(20%) schools, 3 times in 6 (15%) school, 4 times in 4 (10%) schools, 5 times in 5 (12.5%) schools, 6 times in 3 (7.5%) schools, 7 times in 2 (5%) schools, 8 times in 2 (5%) schools, and 10 times in 5 (12.5%) schools.	
		SULTANPUR	SMC meeting held once in 1 (2.5%) schools, twice in 2 (5%) schools, 3 times in 1 (2.5%) schools, 4 times in 1 (2.5%) school, 5 times in 6 (15%) school, 6 times in 16 (40%) schools, 7 time in 2 (5%) school, 8 times in 2 (5%) schools, 9 times in 2 (5%) schools, and 12 times in 1 (2.5%) schools. The issue of MDM was discussed twice in 5 (12.5%) schools, 3 times in 3 (7.5%) schools, 4 times in 3 (7.5%) schools, 5 times in 4 (10%) school, 6 times in 13 (32.5%) schools, 7 times in 2 (5%) schools, 9 times in 1 (2.5%) schools, and 12 times in 1 (2.5%) schools.	In most of the schools SMC register is maintained in all schools but their category wise attendance in the meeting could not be identified
	17.3 Social Audit mechanism	AMBEDKAR NAGAR	As per the district information social audit mechanism exists in every school. But MI observed that social audit mechanism existed in 37 (92.5%) schools where jan wachan about MDM was practiced.	
		BAHRAICH	As per the district information social audit mechanism exists in every school. But MI observed that social audit	

			mechanism existed in 31 (77.5%) schools where jan wachan about MDM was practiced.	
		BALRAMPUR	As per the district information social audit mechanism exists in every school. But MI observed that social audit mechanism existed in 26 (65%) schools where jan wachan about MDM was practiced.	
		HARDOI	As per the district information social audit mechanism exists in every school. But MI observed that social audit mechanism existed in 24 (60%) schools where jan wachan about MDM was practiced.	
		SULTANPUR	As per the district information social audit mechanism exists in every school. But MI observed that social audit mechanism existed in 35 (87.5%) schools where jan wachan about MDM was practiced.	

6 (C) Copy of Office order, notification etc. discussed in the report.

Mid Day Meal Scheme

F.No. 8-9/2009 MDM 2-1
Government of India
Ministry of Human Resource Development
Department of School Education & Literacy
MDM Division

Shastri Bhavan, New Delhi
Dated 6th February, 2013

Subject: Renewal of Terms of Reference and MOU with Monitoring Institute under Sarva Shiksha Abhiyan and Mid Day Meal Scheme for the period from 1.10.2012 to 30.9.2014.

1. **Objectives:** Assessment and analysis of the implementation of the Mid Day Meal Scheme as per the MDM guidelines.
2. **Duration of the ToR:** The duration of the Terms of Reference may be for a period of 2 years from the date of approval of the competent authority instead of from 1st October, 2013 to 30th September, 2015.
3. **Scope of work:** The MDM Bureau endorsed the proposal.
4. **Scale of Work:**No comments to offer
5. **Reports:**
6. **Terms of payment:**
7. **Task of the MIs:**

1. Access
2. Interventions for out of school
3. Quality
4. Girls Education NPEGEL and KGBV
5. Inclusive Education
6. Civil Work
7. Community Mobilization
8. MIS
9. Financial Management

10. Mid Day Meal Scheme

The Monitoring Institutes would send their reports to the Director, Mid Day Meal Scheme of the respective Government at the draft level and after discussion finalize their report. The Director, Mid Day Meal Scheme of the State Government on receipt of the draft report would give his / her comments within 15 days. If the MIs receives no comments in this period the report will be treated as final. The Monitoring Institute shall thereafter be send the report to the Principal Secretary / Secretary of the Nodal Department and Director, Mid Day Meal Scheme of the State / UT with a copy to Director, Mid Day Meal, Government of India.



एडसिल (इण्डिया) लिमिटेड


(भारत सरकार का उद्यम)

(आई एस ओ 9001-2008 तथा 14001-2004 प्रमाणित कम्पनी)

EdCIL (India) Limited

(A GOVERNMENT OF INDIA ENTERPRISE)

(An ISO 9001-2000 & 14001-2004 Certified Company)



सर्व शिक्षा अभियान

सब पढ़ें सब बढ़ें

एडसिल का

तकनीकी अनुसमर्थन समूह

EdCIL's

Technical Support Group

■ विजया बिल्डिंग, पांचवां तल, 17-बाराखम्बा रोड, नई दिल्ली-110001

■ Vijaya Building, 5th Floor, 17-Barakhamba Road, New Delhi-110001

दूरभाष / Tel.: 91-11-23765605 to 23765612 फैक्स / Fax : 91-11-23765614, 23765602

K.Girija Shankar

Senior Consultant (Monitoring)SSA

09810956826/09968678488 /011-23765605 to 23765612 Ext 151,150,149

Fax No: 011-23765614

Email: monitoringinstitution@gmail.com

Letter No: TSG/SEN/MON/MI/MOU 2013-15/ dated 5th August 2013

To

7. **The Registrar,**
Jamia Millia Islamia, Jamia Nagar – 110025,
New Delhi

Subject: Renewal of the MoU (2013-15) between Monitoring Institutes and MHRD for monitoring under SSA & MDM – Regarding.

Sir/Madam,

Find enclosed herewith a copy of the Memorandum of Understanding (MoU) duly signed by the authorized signatory of Jamia Millia Islamia (MI) and accepted by MHRD for monitoring of SSA & MDM activities for period two year from 1.04.2013 to 31.03.2015. The details of State/UT allocated and number of districts to be monitored is given below:

Sl. No.	Name of the Monitoring Institution	State/UT for which Monitoring Institution is to undertake Monitoring Activities	No. of Districts the MI is to monitor in 2 years (2013-15)	No of Districts the MI is to monitor in first six months (2013-14)	No of Districts the MI is to monitor in second six months (2013-14)	No of Districts the MI is to monitor in first six months (2014-15)	Number to be covered by MI in second six months (2014-15)	Name of the Districts
1	Jamia Millia Islamia, New Delhi	Uttar Pradesh	18	5	4	5	4	1. Balrampur, 2. Basti, 3. Shrawasti, 4. Siddharthnagar, 5. Lakhimpur, 6. Lucknow, 7. Sultapur, 8. Sitapur, 9. Barabanki, 10. Faizabad, 11. Sant Kabir Nagar, 12. Unao, 13. Hardoi, 14. Ambedkar Nagar, 15. Raibareilly, 16. Bahraich 17. Gonda, 18. Chhatrapati Shahuji Maharaj Nagar (Amethi)

H.O. : EdCIL House, 18-A, Sector 16-A, Noida-201301 (U.P.) Phones : 0120-2512001-06 Fax.: 0120-2515372 Email: root@edcil.co.in
Branch : Prag Plaza, 4th Floor, 100 G.S. Road, Bhangagarh, Guwahati-781005 Phone : 0361-2464182 / 2132140 Fax : 0361-2464195

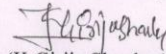
2. As per the above statement your institution is requested to undertake monitoring activities of SSA & MDM duly following the signed MoU 2013-15 & ToR 2013-15.

3. The Project Manager (SSA), Ed.CIL (India) Limited, Mobile No. 09311266778, Direct No. 23765600 (Direct), Email ID: mdmgoel@gmail.com will release funds to your institute as per the signed MoU (2013-15) and ToR 2013-15.

4. For any clarification you are requested to kindly contact the undersigned Shri. K. Girija Shankar, Senior Consultant, Monitoring, Mobile: 09810956826, 09968678488, EPABX No. 23765605-12, Ext. 151, 150, 149. Fax No. 011-23765614.

Thanking you

Yours faithfully



(K. Girija Shankar)

Senior Consultant (Monitoring), SSA,

5/08/2013

✓ Nodal Officer, (Dr. Shoeb Abudullah, Associate Professor, IASE, Faculty of Education, Jamia Millia Islamia, Jamia Nagar-110025, New Delhi) for information and with a request to undertake monitoring activities as per the signed MoU & ToR 2013-15

MOU for UP (Jewing)

(41)

MEMORANDUM OF UNDERSTANDING

This Memorandum of Understanding (MOU) is made on 15th day of Month July 2013 between the Ministry of Human Resource Development, Department of School Education & Literacy, Shastri Bhavan, New Delhi and **Jamia Millia Islamia, Jamia Nagar, New Delhi, 110025** (name of Monitoring Institute with full address).

2. Ministry of Human Resource Development, Department of School Education & Literacy, Shastri Bhavan, New Delhi - 110001, hereinafter referred to as Government of India (GOI), agreed to engage **Jamia Millia Islamia, Jamia Nagar, New Delhi, 110025** (name of Monitoring Institute with complete address), hereinafter referred to as Monitoring Institute (MI), for monitoring implementation of SSA Programme including National Programme for Education of Girls at Elementary Level, Mid-day-Meal Scheme and Kasturba Gandhi Balika Vidhyalaya Scheme, hereinafter referred to as Schemes, for two years from 1st April, 2013 to 31st March, 2015 in the State **Uttar Pradesh (U.P)** and number of districts allocated is ~~18~~. The agreed terms and conditions of this engagement are detailed hereinafter.

3. The MI shall monitor the Schemes with the objectives of (i) assessment and analysis of the implementation of the approved interventions and processes underlying these interventions at the habitation and school level keeping in view the overarching goals of these schemes and the provisions under RTE Act, 2009 and (ii) identification of the social, cultural, linguistic or other barriers coming in the way of successful implementation of the schematic interventions and attainment of these goals.

- i. The MI shall cover all the districts allotted to it during the period of two years and 40 Elementary Schools in a block of 6 months in each of the districts to be covered during that period. It is obvious, therefore, that the MI will cover one fourth of the districts allotted to it in the every block of 6 months.
- ii. If the MI is allotted state/UT having four or less than four districts, it must cover one district in every block of 6 months even if it means covering the same district in each of the four blocks.
- iii. The MI shall select the schools to be visited, as far as possible, as per the following criteria: -
 - (a) Higher gender gap in enrolment,
 - (b) Higher proportion of SC/ST students,
 - (c) Low retention rate and higher drop-out rate
 - (d) Schools with a minimum of three CWSN.
 - (e) The habitation where the school is located at has sizeable number of OoSC.
 - (f) The habitations where the school is located at witnesses in-bound and out-bound seasonal migration,
 - (g) The habitation where the school is located at is known to have sizeable number of urban deprived children.
 - (h) The school is located in a forest or far flung area.
 - (i) The habitation where the school is located at witnesses recurrent floods or some other natural calamity.
- iv. The MI shall also ensure that at least eight out of 40 schools are from urban areas, six are with Special Training Centers (three residential and three non-residential) attached to it, two have civil works sanctioned for them, two are from NPEGEL blocks and three have a minimum of three CWSN (priority to those having other than Orthopedically Impaired children), three each are covered under the Computer Aided Learning (CAL) and KGBV scheme.

42

- v. The selection of schools shall be done on the basis of the latest school report card generated through DISE, HHS data and consultation with the district SSA functionaries. The procedure and criteria adopted for the selection of schools shall form an essential part of the MI's report.
- vi. The MI shall carefully select the persons, if someone other than the nodal officer is to undertake the monitoring, and ensure that they are properly and adequately trained. However, under no circumstances the responsibility of monitoring shall be outsourced or sublet to any other agency and the collection of data be seen as an exercise not integral to the overall responsibility of monitoring. Besides, the Nodal Officer must visit himself / herself at least one third of the selected schools in every block of 6 months, and make a mention in the report to be submitted to TSG/MHRD.
4. The MI shall undertake the monitoring in accordance with the Terms of Reference and the Tools for Monitoring enclosed with the MoU (Annexure).
5. The Tools for Monitoring can be revised by the first party in consultation with the MI with a view to improving the quality of the monitoring as per the Terms of Reference enclosed.
6. The MI shall submit the draft reports pertaining to SSA in respect of the districts covered in a block of 6 months within one month of the last date of that block to the State Project Director and the Director of the scheme respectively. State Project Director shall arrange for sharing of the draft report with the MI and district SSA/education department functionaries within 15 days of the receipt of the draft report and shall convey their comments thereon to the MI within 7 days of the meeting. The MI shall submit the final reports in respect of SSA within 15 days of receiving the comments of the SPD. If the meetings at the State Project Office are not held and their comments not received within the prescribed timeframe, MI shall not be required to wait any longer and shall go ahead with the finalization of the report. The final reports shall be addressed to the SPD of SSA in the State/UT and separate copies thereof in respect of SSA be endorsed to the Sr. Consultant (Monitoring Institutes), TSG for SSA and the designated officers in the Department of School Education & Literacy, Ministry of Human Resource Development, Shastri Bhawan, New Delhi-110001.
7. The Government of India shall supply a copy each of the approved Annual Work Plan and Budget and Appraisal Report for the state/UT concerned, SSA framework for implementation, SSA manual for procurement and financial management and proceedings of the workshops held under the various component to the MI to facilitate the monitoring.
8. The MI shall approach the State Project Director for a meeting with the Programme Officers/Consultants of various components to discuss and have a clear idea of the programmatic aspects. The State Project Director shall arrange such meeting as early as possible, so that the schedule of school visits is not affected adversely.
9. The MI shall furnish to the State Project Office and the District Project Office the complete programme of school visits to be undertaken in the six monthly block at least 10 days ahead of the first school to be visited and it shall be the responsibility of the District Project Director concerned to communicate this programme to the sub-district level functionaries, schools and school management committees concerned and to make the necessary arrangements for the transport and stay of the MI representatives.
10. The GOI shall pay the MIs as per the costing detailed below: -
 - (i) The MI shall spend two full days for visit to each of the schools and be entitled to the payment of Rs. 3,000/- for each school monitored.
 - (ii) It shall be entitled to the payment of Rs. 25,000/- for contingent expenditure per district covered for the whole period of two years.
 - (iii) The MI shall be paid an amount of Rs. 15,000/- for the preparation of each of the half yearly reports.

43

- (iv) The MI shall be entitled to the payment of the cost of training of 5 field investigators per district for 5 days @ Rs. 200/- per person per day for each block of 6 months.
- (v) The representatives of the MI undertaking the visits to the SPO/DPO/school shall be entitled to claim TA/DA as per the rules of the MI provided they do not avail the transport facility or hospitality from the SSA authorities. The TA/DA will be paid by the Monitoring Institute from the grants released by the Government of India and claimed as expenditure while seeking further release of grants. TA/DA claims will need to be submitted in the prescribed format together with all related bills in original and with a certificate that arrangements for transport and hospitality was not made by the SSA.

11. The details of the terms of payment by GOI will be as follows: -

- (i) The Government of India shall pay 75% of the entitled amount to the MIs as first installment of the first year, so that the MI can start the monitoring work of the second 6 monthly block immediately after submitting the report for the first 6 monthly block.
- (ii) Balance of 25% of the entitled amount for the first year shall be paid to the MI only after expenditure to the tune of 75% of the amount released as first installment is incurred and the expenditure statement duly certified by the Finance Office/Registrar of the MI is furnished and the report for the first half yearly block is submitted.
- (iii) 75% of the entitled amount to the MIs as 1st installment of the second year of the project shall be paid subject to furnishing of both the half yearly report of the previous year and incurring of expenditure of at least 75% of the funds released during previous year. The unspent balance with MI for the first year of the project will be adjusted while releasing the first installment of second year.
- (iv) 2nd installment for the second year of the project shall be released only after the MIs furnish both the half yearly reports for the second year of the project.

12. This MOU can be annulled at any time by both the sides by giving a notice of two months, giving the reasons for such action to the other.

13. In the event of any question, dispute or differences arising under or out of or in connection with the activities as above and as detailed in the Terms of Reference to the Monitoring Institutes, the same shall be referred to the Secretary, Department of School Education and Literacy or to any other person appointed by him.

Agreed and Accepted.

(Signature)
 Registrar
 Jamia Millia Islamia
 (Central University)
 New Delhi-110025

(Signature)
 Shri A. K. Tewari / A. K. TEWARI
 Under Secretary
 Department of School Education & Literacy
 Ministry of Human Resource Development
 Shastri Bhavan, New Delhi.

*S. Abdullah
 (Prof. Shoeb Abdullah)
 MI Coordinator
 Prof. Shoeb Abdullah
 MI Coordinator
 SSA Monitoring Project, MHRD
 IASE - Flo Education
 J.M.I., New Delhi-110025*

Forwarded

16.7.13
 Head
 Dept. of Teacher Training & NFE
 Faculty of Education
 Jamia Millia Islamia
 New Delhi-110025

Institute of Advanced Studies in Education

Faculty of Education

JAMIA MILLIA ISLAMIA

Maulana Mohammed Ali Jauhar Marg,
Jamia Nagar, New Delhi - 110 025

Tel. (O) : 011-26935307, 26823108, 26981717
Extn. 2142, 26844803 (R) Mobile : 9818629549
E-mail : shoeb_abdullah@yahoo.com



Prof. SHOEB ABDULLAH

M.Sc. (Phy.), M.Ed., Ph.D. (Phy., Alig)
Professor in Education
Off Director BAFSRC Delhi
M.I. Coordinator, SSA Monitoring Project
Head, IASE

Dated: 07.01.2015

Shr. Harendra Veer Singh

State Project Director (SPD)
U.P. Education for all Projects
State Project Office, Vidya Bhawan
Nishat Ganj, Lucknow - 226004
Uttar Pradesh

Dear Sir,

It is to bring to your kind notice that our monitoring team will be visiting the following districts from 27th January to 5th February, 2015.

- | | | |
|----|------------------------|----------------|
| 1. | Dr. M.H.Quasmi | Hardoi |
| 2. | Dr. Jasim Ahmad | Sultanpur |
| 3. | Dr. Kartar Singh | Balrampur |
| 4. | Dr. Ansar Alam | Bahraich |
| 5. | Mr. Shakeel Ahmad Khan | Ambedkar Nagar |

The detailed itinerary will be forwarded to you shortly. It is for your kind information and necessary action

It is for your kind perusal.

Best regards.

Yours truly

S. Abdullah

(Prof. Shoeb Abdullah)
MI Coordinator (SSA&MDM)

**Institute of Advanced Studies in Education
Faculty of Education**

JAMIA MILLIA ISLAMIA

Maulana Mohammed Ali Jauhar Marg,
Jamia Nagar, New Delhi - 110 025

Tel. (O) : 011-26935307, 26823108, 26981717
Extn. 2142 Mobile : 9818629549
E-mail : shoeb_abdullah@yahoo.com



Prof. SHOEB ABDULLAH

Professor in Education
Principal Project Coordinator/Nodal Officer
SSA & MDM, RMSA Monitoring Project (MHRD)
HOD, IASE

Date: 22.06.2015

To,

Shree K.Grija Shanker
Senior Consultant (Monitoring) SSA
5th Floor, Vijaya Building, 17
Barakhamba Road, Cannought Place
New Delhi - 110001.

Dear Shree Grija,

Kindly find herewith the Statements of Expenditure (SOE) in respect of Grants in-aid sanctioned during the year 2014-15 for monitoring 09 districts of Uttar Pradesh and draft report for 5 districts from 1st April, 2014 to 30th September, 2014.

1. Ambedkar Nagar
2. Bahraich
3. Balrampur
4. Hardoi
5. Sultanpur

It is further requested that the remaining 25% amount of the total grant for the year 2014-15 may kindly be released to us at your earliest convenience.

Yours faithfully

S. Abdullah

(Prof. Shoeb Abdullah)
MICoordinator(SSA&MDM)

Encl: As above

*Received
Sunita*

एस. घोष
परियोजना प्रबंधक (एस.एस.ए.)
ई-मेल : projectmanagerssa@gmail.com

सं० 9(26)13/SSA/MI/15

दिनांक: 20 मार्च, 2015

कुलसचिव


जामिया मिलिया इस्लामिया,
नई दिल्ली

विषय: सर्व शिक्षा अभियान एवं मध्याह्न भोजन योजना के अन्तर्गत वर्ष 2014-15 के लिए मानिटरिंग गतिविधियों हेतु प्रथम किस्त जारी करने के संबंध में।

आदरणीय महोदय/महोदया,

उपरोक्त विषयानुसार संलग्न पत्र आपकी सेवा में प्रेषित किया जा रहा है।

धन्यवाद।

भवदीय,

(एस. घोष)

संलग्नक: उपरोक्त।


प्रतिलिपि:

- (i) डॉ० शोएब, जामिया मिलिया इस्लामिया, नई दिल्ली।
- (ii) डॉ० सी.जी.वैकटेश मूर्थी, रिजनल इन्स्टीट्यूट ऑफ एजुकेशन, मैसूर।
- (iii) वरिष्ठ सलाहाकार (मानिटरिंग), टीएसजी-एसएसए।



एडसिल (इण्डिया) लिमिटेड
(भारत सरकार का उद्यम)

(आई एस ओ 9001-2008 तथा 14001-2004 प्रमाणित कम्पनी)
EdCIL (India) Limited
(A GOVERNMENT OF INDIA ENTERPRISE)
(An ISO 9001-2000 & 14001-2004 Certified Company)



सर्व शिक्षा अभियान
सब पढ़ें सब बढ़ें

एडसिल का
तकनीकी अनुसमर्थन समूह
EdCIL's
Technical Support Group

S. Ghosh
Project Manager (SSA)
Email: projectmanagerssa@gmail.com

■ विजया बिल्डिंग, पांचवा तल, 17-बाराखम्बा रोड, नई दिल्ली-110001
■ Vijaya Building, 5th Floor, 17-Barakhamba Road, New Delhi-110001
दूरभाष / Tel.: 91-11-23765605 to 23765612 फ़ैक्स / Fax : 91-11-23765614, 23765602

F.No.: 9(26)13/SSA/JMI/15

20th March, 2015

The Registrar
Jamia Millia Islamia,
Maulana Mohammed Ali,
Jauhar Marg,
New Delhi - 110025

Sub.: Release of 1st installment (75%) to MIs for Undertaking Monitoring Activities of SSA & MDM for the second year 2014-15.

Dear Sir/Madam,

This is with reference to MOU signed between MHRD & your Institution for undertaking monitoring activities of SSA and MDM etc for the year 2013-14 & 2014-15.

Please find enclosed herewith multicity cheque nos. 071280 & 071281 for Rs.10,00,000/- & Rs.35,000/- respectively dt. 19.03.2015 being release of 1st Installment (75%) for undertaking Monitoring activities of Second Year i.e. from 01.04.2014 to 31.03.2015, as per details given below:

State/UT	No. of Dist to be covered in (2014-15) 1st six months	No. of Dist. to be covered in (2014-15) 2nd half	Total no. of Dist. to be covered in one year (2014-15)	Amount admissible (100%) (Rs.)	75% being released amount for 1st Installment 2014-15 (Rs.)
Uttar Pradesh	5	4	9	13,80,000	10,35,000
Total					10,35,000

Please acknowledge receipt.

Thanking you,

Yours faithfully,

(S. Ghosh)

Encls: As above

Copy to: (i) Dr. Shoeb Abdullah, MI Coordinator, Jamia Millia Islamia, Maulana Mohammed Ali, Jauhar Marg, **New Delhi - 110025**
(ii) Sh. A.K. Tewari, Under Secretary (SSA), MHRD
(iii) Sh. K. Girija Shankar, Sr. Consultant (MIs), TSG-SSA

H.O. : EdCIL House, 18-A, Sector 16-A, Noida-201301 (U.P.) Phones : 0120-2512001-06 Fax: 0120-2515372 E-mail: root@edcil.co.in
Branch : Prag Plaza, 4th Floor, 100 G.S. Road, Bhangagarh, Guwahati-781005 Phone : 0361-2464182 / 2132140 Fax : 0361-2464195

ICICI Bank
 Barakhamba Road Branch
 G-4, Arunacal Building, 19, Barakhamba Road, New Delhi 110001
 RTGS / NEFT / IFSC Code : ICIC0001359

VALID FOR THREE MONTHS ONLY
 1 9 0 3 2 0 1 5
 D D M M Y Y Y Y

Pay THE REGISTRAR, JAMIA MILLIA ISLAMIA, NEW DELHI OR ORDER

Rupees Ten Lakh Only

₹ ****10,00,000.00**

A/c No. 135905000197

FOR EDCIL (INDIA) LIMITED (SSA)

CABUS CBS
 BUSINESS BANKING : CURRENT ACCOUNT
 Payable at par at all branches of ICICI Bank Limited in India

(Signature)
 AUTHORISED SIGNATORIES
 Please sign above

⑈071280⑈ 110229143⑈ 000197⑈ 29

ICICI Bank
 Barakhamba Road Branch
 G-4, Arunacal Building, 19, Barakhamba Road, New Delhi 110001
 RTGS / NEFT / IFSC Code : ICIC0001359

VALID FOR THREE MONTHS ONLY
 1 9 0 3 2 0 1 5
 D D M M Y Y Y Y

Pay THE REGISTRAR, JAMIA MILLIA ISLAMIA, NEW DELHI OR ORDER

Rupees Thirty Five Thousand Only

₹ ****35,000.00**

A/c No. 135905000197

FOR EDCIL (INDIA) LIMITED (SSA)

CABUS CBS
 BUSINESS BANKING : CURRENT ACCOUNT
 Payable at par at all branches of ICICI Bank Limited in India

(Signature)
 AUTHORISED SIGNATORIES
 Please sign above

⑈071280⑈ 110229143⑈ 000197⑈ 29

6(d) List of Schools

List of School with DISE code visited by MI (District Name: AMBEDKAR NAGAR)

S.N.	DISTRICT NAME	blkname	schname	SCHOOL CODE
1	AMBEDKARNAGAR	AKBARPUR	P S AFZALPUR	09480100501
2	AMBEDKARNAGAR	AKBARPUR	P S PASIAPARA	09480114001
3	AMBEDKARNAGAR	AKBARPUR	P S KATARIYA YAQUBPUR	09480107901
4	AMBEDKARNAGAR	AKBARPUR	P S KURKI BAZAR	09480100901
5	AMBEDKARNAGAR	AKBARPUR	U P S ATANGI	09480100104
6	AMBEDKARNAGAR	AKBARPUR	U P S BHITRIDEEH	09480113202
7	AMBEDKARNAGAR	AKBARPUR	U P S PASIAPARA	09480114003
8	AMBEDKARNAGAR	BASKHARI	P S BANIYANI	09480200101
9	AMBEDKARNAGAR	BASKHARI	P S MUHAMMADPUR MUSALMAN	09480200301
10	AMBEDKARNAGAR	BASKHARI	U P S UMRAPUR MEENAPUR	09480201302
11	AMBEDKARNAGAR	BASKHARI	U P S SHUKLA BAZAR	09480210003
12	AMBEDKARNAGAR	BHEETI	P S GOITHA	09480301101
13	AMBEDKARNAGAR	BHEETI	P S RUDAUPUR	09480300701
14	AMBEDKARNAGAR	BHEETI	U P S CHACHIKPUR	09480303002
15	AMBEDKARNAGAR	BHEETI	U P S KEWATAHI	09480301602
16	AMBEDKARNAGAR	BHIYAON	P S SUKROULI	09480400901
17	AMBEDKARNAGAR	BHIYAON	P S PRATAPPUR KALAN	09480401701
18	AMBEDKARNAGAR	BHIYAON	U P S HARSINGHPUR	09480408902
19	AMBEDKARNAGAR	BHIYAON	U P S MADHAVPUR	09480406902
20	AMBEDKARNAGAR	JAHANGIRGAN J	U P S BHABHAURA	09480701103
21	AMBEDKARNAGAR	JAHANGIRGAN J	U P S DEORIA	09480700103
22	AMBEDKARNAGAR	JAHANGIRGAN J	P S KAKRAPAR	09480701401
23	AMBEDKARNAGAR	JAHANGIRGAN J	P S JAHANGIRGANJ I	09480702102
24	AMBEDKARNAGAR	JALALPUR	P S BIBIPUR BHUSAULI I	09480601001
25	AMBEDKARNAGAR	JALALPUR	P S SONGAON	09480605801
26	AMBEDKARNAGAR	JALALPUR	P S BARAGAON I	09480602901
27	AMBEDKARNAGAR	JALALPUR	P S KALYANPUR	09480612001
28	AMBEDKARNAGAR	KATEHARI	P S PAHITIPUR I	09480502301
29	AMBEDKARNAGAR	KATEHARI	P S KHAJLOORDEEH	09480501901
30	AMBEDKARNAGAR	KATEHARI	U P S ASHRAFPUR BARAWA	09480508705
31	AMBEDKARNAGAR	KATEHARI	U P S BAHARPUR	09480506607
32	AMBEDKARNAGAR	RAMNAGAR	P S SARAWAN HAMZAPATTI	09480801801
33	AMBEDKARNAGAR	RAMNAGAR	P S MAKARAH I II	09480801202
34	AMBEDKARNAGAR	RAMNAGAR	U P S RAMNAGAR	09480802206
35	AMBEDKARNAGAR	RAMNAGAR	U P S UMARI	09480807702

			BHAWANIPUR	
36	AMBEDKARNAGAR	TANDA	P S SOORAPUR	09480904001
37	AMBEDKARNAGAR	TANDA	P S THERMAL PROJECT	09480911201
38	AMBEDKARNAGAR	TANDA	U P S FATEHPUR	09480910002
39	AMBEDKARNAGAR	TANDA	U P S SOORAPUR	09480912701
40	AMBEDKARNAGAR	TANDA TOWN AREA	P S CHHAJJAPUR I	09481000201

**List of Schools with DISE code visited by MIR with the help of FIs
(District Name: BAHRAICH)**

SL. No	District Name	Block Name	School Name	School Code	Type of School
1	BAHRAICH	HUZURPUR	PS MUNSHI PURWA	09500610101	Primary
2	BAHRAICH	NAWABGANJ	PS NAWABGANJ	09501209401	Primary
3	BAHRAICH	NAWABGANJ	PS NOBASTHA	09501209301	Primary
4	BAHRAICH	KESRAGANJ	PS KACHNAPUR	09500205101	Primary
5	BAHRAICH	KESRAGANJ	PS LALPUR KESRAGANJ	09500206301	Primary
6	BAHRAICH	CHINTORA	PS MEERPUR	09500809001	Primary
7	BAHRAICH	MAHSI	PS KAPORPUR MAHSI	09500407001	Primary
8	BAHRAICH	HUZURPUR	PS KATHARI SUGUVI SINGH	09500603501	Primary
9	BAHRAICH	MAHSI	PS NOTNA	09500400301	Primary
10	BAHRAICH	RIJIYA	PS MATRA	09500910301	Primary
11	BAHRAICH	RISIYA	PS KAGAR RISIYA	09500907401	Primary
12	BAHRAICH	PAYAGPUR	PS ASURAN PURWA	09501408901	Primary
13	BAHRAICH	VISHESHGANJ	PS VISHESHGANJ	09501504501	Primary
14	BAHRAICH	JAKHAL	PS JAKHAL DEHAT	09500104109	Primary
15	BAHRAICH	JARWAL	PS JARWAL	09500107501	Primary
16	BAHRAICH	SHIVPUR	PS SHIVPURA	09500507204	Primary
17	BAHRAICH	SHIVPUR	PS REKHONA	09500507401	Primary
18	BAHRAICH	MIHIPURWA	PS GIRIJAPURI	09501109101	Primary
19	BAHRAICH	MIHIPURWA	PS KUDWA	09501101001	Primary
20	BAHRAICH	FAKHARPUR	PS RAMWAPUR	09500305201	Primary
21	BAHRAICH	FAKHARPUR	UPS KANYA POORW SCHOOL	09500300401	Middle
22	BAHRAICH	NAWABGANJ	UPS NAWABGANJ	09501209403	Middle
23	BAHRAICH	KESRAGANJ	UPS KUNDASAR	09500206103	Middle
24	BAHRAICH	CHINTORA	UPS UNNAISA CHINTORA	09500807102	Middle
25	BAHRAICH	CHINTORA	UPS RISIYA JAMAL	09500809202	Middle
26	BAHRAICH	MAHSI	UPS NOTATNA	09500400302	Middle
27	BAHRAICH	BALHA	UPS BALHA	09501007902	Middle
28	BAHRAICH	RIJIYA	UPS MAETRA	09500910303	Middle
29	BAHRAICH	PAYAGPUR	UPS SARSA PAYAGPUR	09501405605	Middle

30	BAHRAICH	PAYAGPUR	UPS JHALATAHAR PAYAGPUR	09501403303	Middle
31	BAHRAICH	VISHESHGANJ	UPS VISHESHGANJ	09501504503	Middle
32	BAHRAICH	VISHESHGANJ	UPS RANYAPUR KALA	09501504402	Middle
33	BAHRAICH	JAKHAL	UPS PARSOHAR	09500106103	Middle
34	BAHRAICH	TAJWAPUR	UPS SABLAPUR	09500704302	Middle
35	BAHRAICH	TAJWAPUR	UPS CHETRA	09500706503	Middle
36	BAHRAICH	TAJWAPUR	UPS SHEKHADHIR	09500701904	Middle
37	BAHRAICH	SHIVPUR	UPS BEHDA	09500502702	Middle
38	BAHRAICH	MIHIPURWA	UPS HASULIYA	09501100402	Middle
39	BAHRAICH	MIHIPURWA	UPS MOTIPUR	09501100203	Middle
40	BAHRAICH	MIHIPURWA	UPS MIHIPURWA	09501100103	Middle

List of School with DISE code visited by MI (District Name: BALRAMPUR)

SL.	District Name	Block Name	School Name	School Code	Type of School
1	BALRAMPUR	BALRAMPUR	PS TADI BAZAR	9522900401	Primary
2	BALRAMPUR	BALRAMPUR	PS BALSHIKSHA MANDIR	9522900704	Primary
3	BALRAMPUR	BALRAMPUR	PS JHALAIYA	9522409601	Primary
4	BALRAMPUR	BALRAMPUR	PS FARENDA	9522410001	Primary
5	BALRAMPUR	BALRAMPUR	PS DUSAH II	9522411602	Primary
6	BALRAMPUR	HARIYA SATGHARAVA	PS SHIVPURA II		Primary
7	BALRAMPUR	HARIYA SATGHARAVA	PS SHIVPURA I	9522107801	Primary
8	BALRAMPUR	TULSIPUR	PS MUDILA	9522000501	Primary
9	BALRAMPUR	TULSIPUR	PS RAMAIDEEH II	9522000402	Primary
10	BALRAMPUR	GENDAS BUZURG	PS KAITHOLIY	9521703001	Primary
11	BALRAMPUR	GENDAS BUZURG	PS HASHIMPARA	9521703701	Primary
12	BALRAMPUR	GENDAS BUZURG	PS GULZARDIH	9521704201	Primary
13	BALRAMPUR	GENDAS BUZURG	PS GONDAAS BUZURG	9521704101	Primary
14	BALRAMPUR	SHRIDUTTGANJ	PS DOBHADABAR	9522809401	Primary
15	BALRAMPUR	SHRIDUTTGANJ	PS VISHAMBHARPUR	9522810101	Primary
16	BALRAMPUR	UTRAULA	PS IMILIYA KHAS	9522610501	Primary
17	BALRAMPUR	UTRAULA	PS BANGHUSARA	9522608001	Primary
18	BALRAMPUR	UTRAULA	PS PEEPRARAM	9522602301	Primary
19	BALRAMPUR	UTRAULA	PS BEKASRIYA	9522607301	Primary
20	BALRAMPUR	GAINSARI	PS PURUSHLAMPUR	9522303001	Primary
21	BALRAMPUR	GAINSARI	PS RAMNAGRA	9522306901	Primary
22	BALRAMPUR	GAINSARI	PS SOANPUR	9522303701	Primary
23	BALRAMPUR	GAINSARI	PS CHIROBASNI	9522306903	Primary

24	BALRAMPUR	REHNA BAZAR	PS BASAWAN BANKAT	9522807101	Primary
25	BALRAMPUR	REHNA BAZAR	PS SAHJAURA	9522804901	Primary
26	BALRAMPUR	BALRAMPUR	NAGAR PALIKA UPS BALRAMPUR		Middle
27	BALRAMPUR	BALRAMPUR	UPS FARENDA	9522410003	Middle
28	BALRAMPUR	BALRAMPUR	UPS GOSA I		Middle
29	BALRAMPUR	BALRAMPUR	UPS GOSA		Middle
30	BALRAMPUR	HARIYA SATGHARAVA	UPS SHIVPURA	9522107805	Middle
31	BALRAMPUR	GENDAS BUZURG	UPS Kaitholia	9521703002	Middle
32	BALRAMPUR	REHNA BAZAR	UPS SALIMPUR	9522803502	Middle
33	BALRAMPUR	GENDAS BUZURG	UPS GODAAS BUZURG	9521704202	Middle
34	BALRAMPUR	SHRIDUTTGANJ	UPS VISHAMBHARPUR	9522810102	Middle
35	BALRAMPUR	UTRAULA	UPS BANGOSRA	9522608002	Middle
36	BALRAMPUR	UTRAULA	UPS BEKASRIYA	9522607303	Middle
37	BALRAMPUR	GAINSARI	UPS RAMNAGRA	9522306902	Middle
38	BALRAMPUR	GAINSARI	UPS NOCHORA	9522307202	Middle
39	BALRAMPUR	REHNA BAZAR	UPS BASAWAN BANKAT	9522807102	Middle
40	BALRAMPUR	REHNA BAZAR	UPS SAHJAURA	9522804903	Middle

**List of Schools with DISE code visited by MIR with the help of FIs
(District Name: HARDOI)**

SL. NO	District Name	Block Name	School Name	School Code	Type of School
1	HARDOI	SURSA	P.S.PAHUNTERA	9250404201	Primary
2	HARDOI	PIHANI	P.S.PADRA	9250208201	Primary
3	HARDOI	HARIYAWA	P.S.HARIYAWA JANPAD	9250106001	Primary
4	HARDOI	BEHANDAR	P.S.BEHLLOPUR	9250302402	Primary
5	HARDOI	BHARAWAN	P.S.PATTHARTALI	9251800402	Primary
6	HARDOI	KACHAUNA	P.S.KACHAUNA-I	9251600101	Primary
7	HARDOI	HARDOI	P.S.Girls Railway Ganj	9252500101	Primary
8	HARDOI	HARPALPUR	P.S.SATAITHA	9251400301	Primary
9	HARDOI	BILGRAM	P.S.HABIBNAGAR	0	Primary
10	HARDOI	AHIRORI	P.S.ILAASPUR	9250603606	Primary
11	HARDOI	BHARKHANI	P.S.MUNDER	9251207601	Primary
12	HARDOI	BAWAN	P.S.MUJAHIDPUR	9250704101	Primary
13	HARDOI	SHAHABAD	P.S.BASITNAGAR-II	9251108002	Primary
14	HARDOI	SADDILA	P.S.MAKHDUMPUR	9250505901	Primary
15	HARDOI	MADHAVGUNJ	P.S.PILKHANA	9251904502	Primary
16	HARDOI	MALLAWAN	P.S.DARUKUIA	9250802001	Primary
17	HARDOI	KOTHAWAN	P.S.MAMREZPUR	9251507801	Primary
18	HARDOI	SANDI	P.S.AMZADPUR	0	Primary

19	HARDOI	TADYAWAN	P.S.GADDI PURWA	0	Primary
20	HARDOI	TONDARPUR	P.S.SAIDPUR	9251000201	Primary
21	HARDOI	SURSA	U.P.S.PAHUNTERA	9250404205	Middle
22	HARDOI	PIHANI	U.P.S.GIRLS MANSOOR NAGAR	9250210104	Middle
23	HARDOI	HARIYAWA	G.U.P.S.HARIYAWA JANPAD	92501060040	Middle
24	HARDOI	BEHANDAR	U.P.S.QASIMPUR	9250310601	Middle
25	HARDOI	BHARAWAN	U.P.S.U.P.S.KHASRAU L	9251802703	Middle
26	HARDOI	KACHONA	J.H.S.KACHONA	9251600114	Middle
27	HARDOI	NAGAR NIGAM HARDOI	G.U.P.S.RAILWAY GUNJ	9252500107	Middle
28	HARDOI	HARPALPUR	U.P.S.TIKAR	9251403602	Middle
29	HARDOI	BILGRAM	U.P.S.HEBATPUR	9251704004	Middle
30	HARDOI	AHIRORI	M.S.AHIRORI	9250606103	Middle
31	HARDOI	BHARKHANI	U.P.S.MUNDER	9251207606	Middle
32	HARDOI	BAWAN	U.P.S.TERIA	9250704602	Middle
33	HARDOI	SHAHABAD	U.P.S.SIKANDARPUR KALLU	92511023040	Middle
34	HARDOI	SADDILA	U.P.S.JAMU	9250505903	Middle
35	HARDOI	MADHAVGUNJ	U.P.S.SELAPUR	9251906503	Middle
36	HARDOI	MALLAWAN	U.P.S.DARUKUIYAN	9250802002	Middle
37	HARDOI	KOTHAWAN	U.P.S.BENIGUNJ	9251507609	Middle
38	HARDOI	SANDI	U.P.S.BARANDARI	9251303302	Middle
39	HARDOI	TADYAWAN	U.P.S.TADYAWAN	9250904202	Middle
40	HARDOI	TODARPUR	U.P.S.SATAR	0	Middle

**List of Schools with DISE code visited by MIR with the help of FIs
(District Name: SULTANPUR)**

SL. NO.	District Name	Block Name	School Name	School Code	Type of School
1	SULTANPUR	KADIPUR	P.S.LAKSHMANPUR	09491404001	Primary
2	SULTANPUR	KADIPUR	P.S.BUDANA	09491405001	Primary
3	SULTANPUR	KADIPUR	P.S.MALIKPUR	09491418801	Primary
4	SULTANPUR	KADIPUR	P.S.POKHARDAHAN	09491406501	Primary
5	SULTANPUR	KADIPUR	P.S.VIJAYTHUA	09491407001	Primary
6	SULTANPUR	KADIPUR	P.S.AMRETH	09491405201	Primary
7	SULTANPUR	KADIPUR	P.S.JALALPUR	09491403601	Primary
8	SULTANPUR	KADIPUR	P.S.KADIPUR	09491412501	Primary
9	SULTANPUR	KUREBHAR	P.S.QASBA	09491501101	Primary
10	SULTANPUR	KUREBHAR	P.S.MUJESH	09491503501	Primary
11	SULTANPUR	JAI SINGH PUR	P.S.RANDAULE	09491202301	Primary
12	SULTANPUR	P.P.KAMAICHA	P.S.P.P.ANAPUR	09491904201	Primary
13	SULTANPUR	P.P.KAMAICHA	P.S.KOTHTRA	09491904301	Primary

14	SULTANPUR	KUREBHA	U.P.S.SARANGPUR	09491509502	Middle
15	SULTANPUR	KUREBHAR	U.P.S.TEHANSA	09491509002	Middle
16	SULTANPUR	KUREBHAR	U.P.S.ANGNAKOL	09491501602	Middle
17	SULTANPUR	KUREBHAR	M.S.KUREBHAR	09491503703	Middle
18	SULTANPUR	KUREBHAR	U.P.S.KUREBHAR	09491503804	Middle
19	SULTANPUR	KUREBHAR	U.P.S.BHASAUDIH	09491501302	Middle
20	SULTANPUR	NAGAR CHETRA	U.P.S.DEVGARH	New School	Middle
21	SULTANPUR	NAGAR CHETRA	U.P.S.SANGAM LAL	09492300106	Middle
22	SULTANPUR	NAGAR CHETRA	U.P.S.KHAIRABAD	09492301805	Middle
23	SULTANPUR	NAGAR CHETRA	U.P.S.SHABHDIA	09492300408	Middle
24	SULTANPUR	NAGAR CHETRA	U.P.S.MAJORGUNJ	09492301906	Middle
25	SULTANPUR	KURWAR	U.P.S.GHUSIBHARIYA	09491605102	Middle
26	SULTANPUR	KURWAR	U.P.S.KURWAR	09491600105	Middle
27	SULTANPUR	KURWAR	U.P.S.KHANIMA PURAB	09491607803	Middle
28	SULTANPUR	KURWAR	U.P.S.DHARUPUR	09491607002	Middle
29	SULTANPUR	JAI SINGH PUR	J.H.S.JAI SINGH PUR	09491204803	Middle
30	SULTANPUR	JAI SINGH PUR	J.H.S.GOPALPUR	09491204602	Middle
31	SULTANPUR	P.P.KAMAICHA	J.H.S.ANAPUR	09491904202	Middle
32	SULTANPUR	BHADEYA	U.P.S.BHATPA	09490402202	Middle
33	SULTANPUR	BHADEYA	U.P.S.ABHIYAN KALA	09490401703	Middle
34	SULTANPUR	BHADEYA	U,P,S,BHADEYA	09490403108	Middle
35	SULTANPUR	DUBEYPUR	U.P.S.AMHAT	09490900102	Middle
36	SULTANPUR	DUBEYPUR	U.P.S.TIKRIYA	09490903502	Middle
37	SULTANPUR	BHADHIYA	U.P.S.JUDARA	09490402002	Middle
38	SULTANPUR	BHADHIYA	U.P.S.ASWA	09490408702	Middle
39	SULTANPUR	DHANPATGANJ	J.H.S.BARASIN	09490705702	Middle
40	SULTANPUR	BALDIRAM	J.H.S.HEMNAPUR	09492609504	Middle

**3rd Half Yearly Monitoring Report of
MDM for the State of UTTAR PRADESH for the period
of
*1st April, 2014 to 30th September, 2014***

Districts Monitored/Covered

1. (AMBEDKAR NAGAR)



1. At school level

1 Availability of Food Grains

i	Whether buffer stock of food grains for one month is available at the school?
	Out of 40 schools 29 (72.5%) schools reported that they have buffer stock for one month. Only 11 (27.5%) schools reported that they have no buffer stock.
ii	Whether food grains are delivered in school in time by the lifting agency?
	Out of 40 schools 35 (87.5%) reported that foodgrain is delivered at school by lifting agency. Only 5 (12.5%) schools reported that foodgrains is not delivered by lifting agency.
iii	If lifting agency is not delivering the food grains at school how the food grains is transported up to school level?
iv	Whether the food grains are of FAQ of Grade A quality?
	Out of 40 schools 28 (70%) schools have reported that quality of food grain is good. Only 12 (30%) schools have reported that quality of food grain is not good.
v	Whether food grains are released to school after adjusting the unspent balance of the previous month?
	Out of 40 schools 25 (62.5%) schools have reported that food grain is released after adjustment of unspent food grain of previous delivery. 15 (37.5%) schools reported that food grain is released without adjustment of unspent food grain of previous delivery.

2 Timely releases of funds

i	Whether State is releasing funds to District / block / school on regular basis in advance? If not, a) Period of delay in releasing funds by State to district. b) Period of delay in releasing funds by District to block / schools. c) Period of delay in releasing funds by block to schools.
	Out of 40 schools only 31 (77.5%) schools reported that state is releasing funds in advance. 9 (22.5%) schools reported that state is not releasing funds in advance. a) Period of delay from state to district is reported by 2 months in 1 (2.5%) school and 3 months in 1 (2.5%) school. b) Period of delay from district to block is reported for 2 months by 1 (2.5%) school and 3 months by 1 (2.5%) school. c) Similarly, period of delay from block to school is reported as 2 months by 1 (2.5%) schools and 3 months by 1 (2.5%) school.
ii	Any other observations.
	In most of the school period of delay is not more than 15 to 20 days from block to school.

3. Availability of Cooking Cost

i	Whether school / implementing agency has receiving cooking cost in advance regularly?
	Out of 40 schools 32 (80%) receive cooking cost in advance regularly, whereas 8 (20%) schools reported not to receive cooking cost regularly.
ii	Period of delay, if any, in receipt of cooking cost.
	4 (10%) reported that period of delay is 15-20 days and 4 (10%) reported the period of delay as more than one month.
iii	In case of non-receipt of cooking cost how the meal is served?
	2 (5%) schools reported that they adjust from other fund whereas 6 (15%) take help from VSS members.
iv	Mode of payment of cooking cost (Cash / cheque / e-transfer)?
	Out of 40 schools 35 (87.5%) stated the mode of payment though cheque, whereas 3 (7.5%) schools reported mode of payment through cash.

4. Availability of Cook-cum-helpers

i	Who engaged Cook-cum-helpers at schools (Department / SMC / VEC / PRI / Self Help Group / NGO /Contractor)?
	Out of 40 schools cook is engaged by VEC in 14 (35%) schools, by SMC in 17 (42.5%) schools, by SHG in 1(2.5%) school, by PRI in 8 (20%) schools.
ii	If cook-cum-helper is not engaged who cooks and serves the meal?
	In case of no cook 1 (2.5%) school (SHG) has reported to engage Daily wage laborer.
iii	Is the number of cooks-cum-helpers engaged in the school as per GOI norms or as per State norms?
	Out of 40 schools 16(40%) schools have reported that cook is appointed as per Government of India norms.
iv	Honorarium paid to cooks cum helpers.
	34 (85%) schools reported that cook is paid honorarium. Out of 40 schools 31 (77.5%) reported that honorarium Rs. 1000 is paid to cook.
v	Mode of payment to cook-cum-helpers?
	The mode of payment to cook is by Cheque in 38 (95%) schools and by cash in 1 (2.5%) schools.
vi	Are the remuneration paid to cooks cum helpers regularly?
	Out of 40 schools 34 (85%) reported that cook is paid regularly.
vii	Social Composition of cooks cum helpers? (SC/ST/OBC/Minority)
	Out of 40 schools 28 (70%) schools engaged as cooks OBC persons, 7 (17.5%) schools engaged SC person as cook, 1 (2.5%) school engaged minority as cook. Health check up of cook is done in 18 (45%) schools.
viii	Is there any training module for cook-cum-helpers?
	Training module is available in 18 (30%) schools.
ix	Whether training has been provided to cook-cum-helpers?
	Training to cook is provided in 18 (45%) schools. In 22 (55%) schools training is not

	provided nor is any training module available.
x	In case the meal is prepared and transported by the Centralized kitchen / NGO, whether cook-cum-helpers have been engaged to serve the meal to the children at school level. If meal is prepared and transported by the Centralized kitchen / NGO, 9 (22.5%) schools reported that cook-cum-helpers have been engaged to serve the meal to the children at school level.
xi	Whether health check-up of cook-cum-helpers has been done? Health checkup of cook is done in 19 (47.5%) schools.

5. Regularity in Serving Meal

i	Whether the school is serving hot cooked meal daily? If there was interruption, what was the extent and reasons for the same? Out of 40 schools hot cooked meal is served daily in 36 (90%) schools.
---	---

6. Quality &Quantity of Meal

Feedback from children on

i	Quality of meal Quality of meal is good in 20 (50%) schools, average in 17 (42.5%) schools.
ii	Quantity of meal Quantity of meal is sufficient in 32 (80%) schools and insufficient in 1 (2.5%) school.
iii	Quantity of pulses used in the meal per child. Quantity of pulses per child is reported as 20 gm. in 8 (17.5%) schools, 25 gm. in 10 (25%) schools, 30 gm in 8 (20%) and 37.5 gm. in 5 (12.5%) schools, 40 gm. in 6 (15%) schools 50 gm. in 1 (2.5%) schools, 100 gm. in 1 (2.5%) schools.
iv	Quantity of green leafy vegetables used in the meal per child. Quantity of green leafy vegetable per child is given as 100 gm. in 1 (2.5%) schools, 90 gm. in 11 (27.5%) schools, 80 gm. in 1 (2.5%) schools, 75 gm. in 2 (25%) schools, 60 gm. in 11 (27.5%) schools, 50 gm. in 7 (17.5%) schools 30- gm in 3 (7.5%) schools, 25 gms. in 2 (5%) schools.
v	Whether double fortified salt is used? Double fortified salt is provided in 35 (87.5%) schools.
vi	Acceptance of the meal amongst the children. Out of 40 schools the children of 38 (95%) schools have happily accepted and they are satisfied with the quantity. The children of 2 (5%) schools did not accept the meal and quantity of meal was not satisfactory.
vii	Method / Standard gadgets / equipment for measuring the quantity of food to be cooked and served. Standard Gadget measuring quantity is found in 32 (80%) schools.

7. Variety of Menu

i	Who decides the menu?
	Out of 40 schools 36 (90%) schools stated that menu is decided by authority, by VSS in 1 (2.5%) schools. Out of 40 schools 21 (52.5%) schools stated that menu is decided by authority, by students in 1 (2.5%), by teachers in 13 (32.5%) school and by VSS in 3 (7.5%) schools.
ii	Whether weekly menu is displayed at a prominent place noticeable to community,
	It was observed that weekly menu was displayed in 39 (97.5%) schools.
iii	Is the menu being followed uniformly?
	Yes, Menu was followed uniformly in 40 (100%) schools.
iv	Whether menu includes locally available ingredients?
	Menu included local gradients in 38 (95%) schools. local gradients were not included in 2 (5%) schools.
v	Whether menu provides required nutritional and calorific value per child?
	Menu provides required nutritional and calorific value per child. The nutritional calorific value was included in 38 (95%) schools. But it not included in 2 (5%) schools.

8. Display of Information under Right to Education Act, 2009

i a)	<u>Display of Information under Right to Education Act, 2009 at the school level at prominent place</u>
	Quantity and date of food grains received Out of sampled schools, no school has provided information about the quantity of food grain received and the date of receiving. As food grain in most cases is delivered directly at the house of Pradhan and then comes to school as per daily requirement.
b)	Balance quantity of food grains utilized during the month.
	Yes, balance quantity was utilized during the month
c)	Other ingredients purchased, utilized
	Yes, other ingredients purchased, utilized
d)	Number of children given MDM
	About 3202 children are given MDM in the district, out of which 2906 children taken MDM on the day of Visit
e)	Daily menu displayed on notice board
	Daily menu displayed on notice board in 36 (90%) school
ii	<u>Display of MDM logo at prominent place preferably outside wall of the school.</u>
	Out of 40 schools MDM logo was displayed in 26 (65%) schools.

9. Trends

Extent of variation (As per school records vis-à-vis Actual on the day of visit).

i	Enrolment
	The total enrolment of the sampled school is 4972.
ii	The total enrolment of the sampled school is 4972 Out of total enrolment 3202 (64.40%) students are given MDM
	As per no. of children availing MDM is 3202.
iii	No. of children availing MDM as per MDM Register.
	As per MDM register number of children availing MDM is 2906 (58.45%) children availed MDM on the day of visit.
iv	No. of children actually availing MDM on the day of visit as per head count
	Out of total enrolment 2906 (58.45%) students are given MDM.

10. Social Equity

i	What is the system of serving and seating arrangements for eating?
	Out of 40 schools children were served meal sitting on mat/tat patti in 7 (17.5%) schools, on ground in 32 (80%) schools and any other in 1 (2.5%) school.
ii	Did you observe any gender or caste or community discrimination in cooking or serving or seating arrangements?
	No any discrimination of gender, caste or community was observed in cooking or serving or seating arrangements.
iii	The name of the school where discrimination found of any kind may be mentioned in the main body of the report along with date of visit.
	N.A.
iv	If any kind of social discrimination is found in the school, comments of the team may be given in the inspection register of the school.
	No any sort of social discrimination found
V	Comments in inspection Register
	Comment was not given in inspection register of any schools.

11. Convergence With Other Scheme

1	Sarva Shiksha Abhiyan
	Out of 40 schools convergence with SSA was found in 39 (97.5%) schools.
2 i	School Health Programme
	Is there school Health Card maintained for each child? MDM was converged with health programme in 38 (95%) schools. School health card maintained in all 38 (95%) schools
ii	What is the frequency of health check-up?
	Frequency of health check up was yearly in 14 (35%) school, half yearly in 23 (57.5%) schools, quarterly in 3 (7.5%) schools.

iii	Whether children are given micronutrients (Iron, folic acid, vitamin – A dosage) and de-worming medicine periodically?
	Out of 40 schools micronutrients given in 39 (97.5%) schools and de-worming medicine was given in 35 (87.5%) schools.
iv	Who administers these medicines and at what frequency?
	Out of 40 schools medicine is administered by Govt. doctors in 39 (97.5%) schools, by teacher in 1 (2.5%) school. The frequency of medicine is yearly in 12 (30%) schools, half yearly in 18 (45%) schools, quarterly in 5 (12.5%) schools and occasionally in 2 (5%) school.
v	Whether height and weight record of the children is being indicated in the school health card.
	Yes, height and record of the children is being indicated in school health card of 38 (95%) schools
vi	Whether any referral during the period of monitoring.
	During the period of monitoring no referral was observed.
vii	Instances of medical emergency during the period of monitoring.
	No instances of emergency were mentioned at district level but MI found instances of emergency in 3 (7.5%) schools.
viii	Availability of the first aid medical kit in the schools.
	MI observed that first aid box is available in 30 (75%) school. It was not available in 10 (25%) schools.
ix	Dental and eye check-up included in the screening.
	The district administration has mentioned that dental and eye check up is done in each and every school and spectacles were distributed to needy students. However, MI found that dental and eye check up was done in 39 (97.5%) schools
x	Distribution of spectacles to children suffering from refractive error.
	Spectacles to children suffering from refractive error distributed in 13 (32.5%) schools.
2	Drinking Water and Sanitation Programme
i	Whether potable water is available for drinking purpose in convergence with Drinking Water and Sanitation Programme.
	Out of 40 schools potable water was available in 39 (97.5%) schools.
3	MPLAD / MLA Scheme
	Out of 40 schools drinking water scheme was sponsored by MPLAD in 1 (2.5%) schools and by MLA in 1 (2.5%) schools
4	Any Other Department / Scheme.
	Out of 40 schools drinking water scheme was sponsored by Department in 10 (25%) schools and by others in 16 (40%) schools..

12. Infrastructure

1 a	Kitchen cum store
	Is there a pucca kitchen shed-cum-store
	Out of 40 schools kitchen pucca shed is constructed in 38 (95%) schools.
ii	Constructed and in use
	Out of 40 schools kitchen pucca shed is constructed in 38 (95%) schools and it is in use.
iii	Under which Scheme Kitchen-cum-store constructed -MDM/SSA/Others
	The kitchen was constructed under MDM scheme in 19 (47.5%) schools, under SSA in 13 (32.5%) schools and under other in 2 (5%) schools. 6 (15%) schools have no information about under which kitchen shed was constructed.
iv	Constructed but not in use (Reasons for not using)
	The entire kitchen constructed was in use.
v	Under construction
	No kitchen shed was under construction.
vi	Sanctioned, but construction not started
	Construction complete in all school
vii	Not sanctioned
	All kitchen sheds were properly sanctioned
b	In case the pucca kitchen-cum-store is not available, where is the food being cooked and where the foodgrains /other ingredients are being stored?
	Only 3 (7.5%) school has reported to prepare MDM in other space. Food grains are stored in classroom in 3 (7.5%) schools.
c	Kitchen-cum-store in hygienic condition, properly ventilated and away from classrooms.
	MI observed that kitchen sheds are well ventilated in 28 (70%) schools, away from class room 9 (22.5%) schools and having hygienic condition in 30 (75%) schools.
d	Whether MDM is being cooked by using firewood or LPG based cooking?
	Out of 40 schools LPG was in 2 (5%) schools and wood was used in 37 (92.5%) schools.
e	Whether on any day there was interruption due to non-availability of firewood or LPG?
	MDM was interrupted due to shortage of fuel in 9 (22.5%) schools.
2	Whether cooking utensils are available in the school?
i	Out of 40 schools cooking utensils was available in all 40 (100%) schools.
	Source of funding for cooking and serving utensils – Kitchen Devices fund / MME / Community contribution / others.
ii	Source of funding was by MME in 3 (7.5%) schools and by others in 18 (45%) schools. 19 (47.5%) schools did not know from where cooking utensils were purchased.
	Whether eating plates etc. are available in the school?
iii	Plates were available in 2 (5%) schools.
	Source of funding for eating plates - MME / Community contribution / others?
iv	The source of its funding was MME in 1 (2.5%) schools and by others in 1 (2.5%) schools.
	<u>Kitchen Devices</u>

	Out of 40 schools kitchen devices were available in 38 (95%) schools and source of funding was Community contribution in 2 (5%) schools, MME in 6 (15%) schools and by others in 2 (5%) schools.
4 i	Availability of storage bins Whether storage bins are available for food grains? If yes, what is the source of their procurement? MI found storage bin was available only in 2 (5%) schools. The source of funding was by Community contribution in 1 (2.5%) school, by Department in 1 (2.55%) schools, in 38 (95%) storage bin was not available.
5 i	Toilets in the school Is separate toilet for the boys and girls are available? Yes, separate toilet for the boys and girls are available in 30 (75%) schools.
ii	Are toilets usable? Toilets are usable in 24 (60%) schools.
6 i	Availability of potable water Is Tap water / tube well / hand pump / Well / Jet pump available? Potable water is available in 38 (95%) schools. Out of which Hand pump was available in 38 (95%) school.
ii	Any other source Potable water is available in 1 (2.5%) schools by other source.
7	Availability of fire extinguishers Fire extinguishers were available in 40 (100%) schools.
8 a	4. IT infrastructure available @ School level Number of computers available in the school (if any). 3 Computers were available in the 8 (20%) schools, 2 computers were available in 4 (10%) schools and 1 computer available in 2 (5%) schools.
b	Availability of internet connection (If any). Internet connection was not available in any school. Some teachers were seen using their own internet.
c	Using any IT / IT enabled services based solutions / services (like e-learning etc.) (if any) IT enable services were not used any school.

13. Safety & hygiene

i	General Impression of the environment, Safety and hygiene: The cooking process is safe in 35 (87.5%) schools as they have proper ventilation.
ii	Are children encouraged to wash hands before and after eating MI observed that children washed their hands before taking meals in 39 (97.5%) schools.
iii	Do the children take meals in an orderly manner? Children take meal in orderly manner in 40 (100%) schools.
iv	Conservation of water? MI observed that children conserve water in 40 (100%) schools.

v	Is the cooking process and storage of fuel safe, not posing any fire hazard?
	The cooking process is safe in 35 (87.5%) schools.

14. Community Participation

i	Extent of participation by Parents / SMC / VEC / Panchayats / Urban bodies in daily supervision and monitoring. MI found that parents participation in supervision and monitoring was on daily basis in 6 (15%) schools, on monthly basis in 15 (37.5%) schools, rarely in 6 (15%) schools and weekly basis in 7 (17.5%) schools. SMC/VEC participation on monthly basis in 24 (60%) schools, rarely in 2 (5%) schools and on weekly basis in 8 (20 %) schools. Panchayat participation was on daily basis in 0 (0%) school, monthly basis in 14 (35%) schools and weekly in 8 (20%) schools. Urban body participation was on monthly basis in 6 (15%) schools, rarely in 7 (17.5%) schools. However.
ii	Is any roster of community members being maintained for supervision of the MDM? School roster of community members for supervision of the MDM was maintained in 17 (42.5%).
iii	Is there any social audit mechanism in the school? As per the district information social audit mechanism exists in every school. But MI observed that social audit mechanism existed in 37 (92.5%) schools where jan wachan about MDM was practiced.
iv	Number of meetings of SMC held during the monitoring period. SMC meeting held twice in 1 (2.5%), thrice in 5 (12.5%), 4 times in 3 (7.5%) school, 5 times in 5 (12.5%) schools, 6 times in 6 (15%) school, 7 times in 2 (5%) schools, 8 times in 2 (5%) schools and 10 times in 1 (2.5%) school.
v	In how many of these meetings issues related to MDM were discussed? The issue of MDM was discussed once in 2 (5%), 2 times in 5 (12.5%) schools, 3 times in 8 (20%) schools, 4 times in 3 (7.5%) school, 5 times in 4 (10%) schools and 6 times in 4 (10%) schools.

15. Inspection and Supervision

i	Is there any Inspection Register available at school level? Inspection register was available in 36 (90%) schools.
ii	Whether school has received any funds under MME component? 13 (32.5%) schools have received funds under MME component
iii	Whether State / District / Block level officers / officials inspecting the MDM Scheme? The inspection was done by block level officers in 25 (62.5%) schools, district officers in 5 (12.5%) schools, MDM office inspector in 2 (5%) schools and by no state officers in any school.
iv	The frequency of such inspections? The frequency of such inspections was more than thrice in a month in 3 (7.5%) schools, once in 13 (32.5%) schools, thrice in 1 (2.5%) schools and twice in 11 (27.5%) schools.

16. Impact

i	Has the mid day meal improved the enrollment, attendance, retention of children in school?
	MDM has improved enrolment in 34 (85%) schools, improved attendance in 33 (82.5%) schools, and improved retention in 33 (82.5%) schools.
ii	Whether mid day meal has helped in improvement of the social harmony?
	Yes, it has improved social harmony in improve enrolment, improved attendance and in improved retention schools.
iii	Whether mid day meal has helped in improvement of the nutritional status of the children?
	Yes, MDM has improved nutritional status in 38 (95%) schools.
iv	Is there any other incidental benefit due to serving of meal in schools?
	No incidental benefit was observed due to serving of meal in schools.

17. Grievance Redressal Mechanism

i	Is any grievance redressal mechanism in the district for MDMS?
	Grievance redressal mechanism was seen 36 (90%) sampled schools.
ii	Whether the district / block / school having any toll free number?
	Toll free number was available in 13 (32.5%) schools.

MI report of MDM Monitoring

Disrtrict Ambedkar Nagar,U.P
(w.e.f 28.01.2015 to 06.02.2015)

Monitoring of SSA & MDM in the district Ambedkar Nagar,U.P was conducted from 28.01.2015 to 06.02.2015. I reached Ambedkar Nagar on 28th January, 2015. Mr. Pradeep Mishra (AAO) helped in arranging the hotel for my stay. A meeting was conducted in the BSA office with Mr. Pradeep Mishra and other SSA and MDM district coordinators. After meeting field investigators were interviewed and selected. There after they were given two days training on how to conduct the survey and collect the data from Primary and upper primary schools from different blocks with the help of DCD-I. List of all blocks and all primary & upper primary schools were provided by the SSA office. Through stratified random sampling schools were selected from various blocks including CAL, NPGEL, EBB and other special training schools. After selection of schools these were allotted to 20 field investigator. Each was given two schools for data capture, totalling to 40 schools. Field investigators were sent to the field for data collection with an authority letter from the office of the BSA.

I visited total 14 primary and upper Primary schools, 7 KGBV, BRC and NPRC. I visited the following schools.

1. I visited PS kataria yaqoobpur, Block Akbarpur on 30.01.2015.
students presence in Class I 15/29

Class II 07/22

Class III 14/24

Class IV 11/16

Class V 7/9

MDM was cooked for 54 students. Quality of food was good. Students were satisfied with their MDM. No complain from students regarding MDM. School was very good condition. Toilets are also clean. Menu chart are display in proper place.MDM were given to children according to the menu.

2. I Visited UPS Pasia Para, Block Akbarpur on 30th January, 2015. In these school total 5 teachers all were present on the day of visit. The student's presences are as follows.

Class VI: 10/25

Class VII: 11/32

Class VIII: 14/39

MDM was cooked for 62 students on 29.01.2015 but on day of my visit only 35 students were present. One H Pump for drinking water. Menu Chart was not display properly also not visible. Quality of MDM was satisfactory.

3. I visited UPS Surapur, Block Tanda dated 31.01.2015. Total sanction post are 5. 4 teachers are appointed. One post is vacant. All 4 teachers were present. Enrolments are as follows:

Class VI 20/48

Class VII 33/47

Class VIII 22/29

Total enrolments are 124 and presences of the students are 75 but MDM was cooked 72 students. Quality of MDM was satisfactory. Main Gate of the school was broken by the Electricity department. Hand pump in the school for drinking water.

4. I visited this PS Surapur, block Tanda with BRC Mr. Adil. In this school only 3 teachers were appointed but two teachers were present. Enrolments are as follows:

Class I 9/22

Class II 13/30

Class III 25/38

Class IV 36/57

Class V 25/43

Two H.P for drinking water. Separate toilet for boys and girls. Menu chart

Display on the kitchen wall. MDM quality was average.

6. I visited PS. Thermal Power Project, Tanda Block on 02.02.2015.
Total

Three teachers are in the school. All are present on day of my visit.

Presence of the students are as follow:

Class I	16/23
Class II	25/37
Class III	25/41
Class IV	17/27
Class V	31/39

Total 114 students were present. MDM was given 114 students.
School

was very clean. School building was also very good condition.

Running

water and H.P for drinking water. MDM was satisfactory.



MI Representative Shakeel Ahmad Khan With School H.M, BRC Mr. Adil and School teacher

7. I visited PS Salempur, Block Baskhari on 02.02.2015. In this school 50 % students are present but MDM was not given. **MDM closed from 31.01.2015 to till date.** H.M was facing problem from Pardhan. Pardhan is not providing food items for MDM.

8. I visited UPS salempur block Baskhari on 02.02.15. **MDM was closed from 31.01.15 to till date.** Pardhan was not providing food material.

9. I visited PS Makrahi –I. Total enrolments in the schools are 88 and presences are 44. MDM was not given according to the menu. On day of my visit menu was Subzi & roti but MDM was served to the students tehri by the order of Pardhan. Menu chart display in the kitchen hall.

10. I visited UPS Dagdagwa, block Ramnagar. Menu chart display in the kitchen hall. In this school also MDM was not served according to the menu. MDM served to the students Dal & chawal but in the menu Subzi & roti.

Note: *Maximum school Head Masters are facing problems from Pardhan.Pardhans are not providing food items according to menu and students attendance. They are providing food items less than the presence of the students.*

MI Representative
Shakeel Ahmad Khan
(Project Fellow SSA & MDM)
Jamia Millia Islamia
New Delhi-110025

\Cover Page of the District (Bahraich) 2 – Report

**3rd Half Yearly Monitoring Report of
MDM for the State of UTTAR PRADESH for the period
of
*1st April, 2014 to 30th September, 2014***

Districts Monitored/Covered

2. (BHRAICH)



1. At school level

1 Availability of Food Grains

i	Whether buffer stock of food grains for one month is available at the school?
	Out of 40 schools 7 (17.5%) schools reported that they have buffer stock for one month. Only 33 (82.5%) schools reported that they have no buffer stock.
ii	Whether food grains are delivered in school in time by the lifting agency?
	Out of 40 schools 26 (65%) reported that foodgrain is delivered at school by lifting agency. Only 14 (35%) schools reported that foodgrains is not delivered by lifting agency.
iii	If lifting agency is not delivering the food grains at school how the food grains is transported up to school level?
iv	Whether the food grains are of FAQ of Grade A quality?
	Out of 40 schools 15 (37.5%) schools have reported that quality of food grain is good. Only 25 (62.5%) schools have reported that quality of food grain is not good.
v	Whether food grains are released to school after adjusting the unspent balance of the previous month?
	Out of 40 schools 15 (37.5%) schools have reported that food grain is released after adjustment of unspent food grain of previous delivery. 25 (62.5%) schools reported that food grain is released without adjustment of unspent food grain of previous delivery.

2 Timely releases of funds

i	Whether State is releasing funds to District / block / school on regular basis in advance? If not, d) Period of delay in releasing funds by State to district. e) Period of delay in releasing funds by District to block / schools. f) Period of delay in releasing funds by block to schools.
	Out of 40 schools only 17 (42.5%) schools reported that state is releasing funds in advance. 23 (57.5%) schools reported that state is not releasing funds in advance. d)
ii	Any other observations.
	In most of the school period of delay is not more than 15 to 20 days from block to school.

18. Availability of Cooking Cost

i	Whether school / implementing agency has receiving cooking cost in advance regularly?
	Out of 40 schools 29 (72.5%) receive cooking cost in advance regularly, whereas 11 (27.5%) schools reported not to receive cooking cost regularly.
ii	Period of delay, if any, in receipt of cooking cost.
iii	In case of non-receipt of cooking cost how the meal is served?
iv	Mode of payment of cooking cost (Cash / cheque / e-transfer)?
	Out of 40 schools 35 (87.5%) stated the mode of payment though cheque, whereas 1 (2.5%) schools reported mode of payment through cash.

19. Availability of Cook-cum-helpers

i	Who engaged Cook-cum-helpers at schools (Department / SMC / VEC / PRI / Self Help Group / NGO /Contractor)?
	Out of 40 schools cook is engaged by VEC in 10 (25%) schools, by SMC in 19 (47.5%) schools, by SHG in 1(2.5%) school, by PRI in 2 (5%) schools.
ii	If cook-cum-helper is not engaged who cooks and serves the meal?
	In case of no cook 1 (2.5%) school (SHG) has reported to engage Daily wage laborer.
iii	Is the number of cooks-cum-helpers engaged in the school as per GOI norms or as per State norms?
	Out of 40 schools 6(15%) schools have reported that cook is appointed as per Government of India norms.
iv	Honorarium paid to cooks cum helpers.
	35 (87.5%) schools reported that cook is paid honorarium. Out of 40 schools 30 (75%) reported that honorarium Rs. 1000 is paid to cook.
v	Mode of payment to cook-cum-helpers?
	The mode of payment to cook is by Cheque in 35 (87.5%) schools and by cash in 1 (2.5%) schools.
vi	Are the remuneration paid to cooks cum helpers regularly?
	Out of 40 schools 29 (72.5%) reported that cook is paid regularly.
vii	Social Composition of cooks cum helpers? (SC/ST/OBC/Minority)
	Out of 40 schools 30 (75%) schools engaged as cooks OBC persons, 3 (7.5%) schools engaged SC person as cook, 1 (2.5%) school engaged minority as cook. Health check up of cook is done in 14 (35%) schools.
viii	Is there any training module for cook-cum-helpers?
	Training module is available in 3 (7.5%) schools.
ix	Whether training has been provided to cook-cum-helpers?
	Training to cook is provided in 2 (5%) schools. In 38 (95%) schools training is not provided nor is any training module available.

x	In case the meal is prepared and transported by the Centralized kitchen / NGO, whether cook-cum-helpers have been engaged to serve the meal to the children at school level.
	If meal is prepared and transported by the Centralized kitchen / NGO, 4 (10%) schools reported that cook-cum-helpers have been engaged to serve the meal to the children at school level.
xi	Whether health check-up of cook-cum-helpers has been done?
	Health checkup of cook is done in 14 (35%) schools.

20. Regularity in Serving Meal

i	Whether the school is serving hot cooked meal daily? If there was interruption, what was the extent and reasons for the same?
	Out of 40 schools hot cooked meal is served daily in 35 (87.5%) schools.

21. Quality & Quantity of Meal

Feedback from children on

i	Quality of meal
	Quality of meal is good in 17 (42.5%) schools, average in 20 (50%) schools.
ii	Quantity of meal
	Quantity of meal is sufficient in 27 (67.5%) schools and insufficient in 13 (32.5%) school.
iii	Quantity of pulses used in the meal per child.
	Quantity of pulses per child is reported as 20 gm. in 2 (5%) schools, 25 gm. in 6 (15%) schools, 30 gm in 8 (20%), 40 gm. in 6 (15%) schools, 50 gm. in 4 (10%) schools. 100 gm. in 3 (7.5%) schools. 150 gm. in 3 (7.5%) schools.
iv	Quantity of green leafy vegetables used in the meal per child.
	Quantity of green leafy vegetable per child is given as 150 gm. in 1 (2.5%) schools. 100 gm. in 2 (5%) schools, 90 gm. in 5 (12.5%) schools, 60 gm. in 14 (35%) schools, 50 gm. in 3 (7.5%) schools, 45 gm. in 1 (2.5%) schools, 40 gm. in 1 (2.5%) schools, 30 gm in 5 (12.5%) schools.
v	Whether double fortified salt is used?
	Double fortified salt is provided in 30 (75%) schools.
vi	Acceptance of the meal amongst the children.
	Out of 40 schools the children of 35 (87.5%) schools have happily accepted and they are satisfied with the quantity. The children of 5 (12.5%) schools did not accept the meal and quantity of meal was not satisfactory.
vii	Method / Standard gadgets / equipment for measuring the quantity of food to be cooked

	and served.
	Standard Gadget measuring quantity is found in 23 (57.5%) schools.

22. Variety of Menu

i	Who decides the menu?
	Out of 40 schools 33 (82.5%) schools stated that menu is decided by authority, by VSS in 2 (5%) schools and by teacher in 4 (10%) school.
ii	Whether weekly menu is displayed at a prominent place noticeable to community,
	It was observed that weekly menu was displayed in 39 (97.5%) schools.
iii	Is the menu being followed uniformly?
	Yes, Menu was followed uniformly in 38 (95%) schools.
iv	Whether menu includes locally available ingredients?
	Menu included local gradients in 40 (100%) schools.
v	Whether menu provides required nutritional and calorific value per child?
	Menu provides required nutritional and calorific value per child. The nutritional calorific value was included in 40 (100%) schools.

23. Display of Information under Right to Education Act, 2009

i a)	<u>Display of Information under Right to Education Act, 2009 at the school level at prominent place</u>
	Quantity and date of food grains received Out of sampled schools, no school has provided information about the quantity of food grain received and the date of receiving. As food grain in most cases is delivered directly at the house of Pradhan and then comes to school as per daily requirement.
b)	Balance quantity of food grains utilized during the month.
	Yes, balance quantity was utilized during the month
c)	Other ingredients purchased, utilized
	Yes, other ingredients purchased, utilized
d)	Number of children given MDM
	About 2655 children are given MDM in the district, out of which 2604 children taken MDM on the day of Visit
e)	Daily menu displayed on notice board
	Daily menu displayed on notice board in 33 (82.5%) school
ii	<u>Display of MDM logo at prominent place preferably outside wall of the school.</u>
	Out of 40 schools MDM logo was displayed in 33 (82.5%) schools.

24. Trends

Extent of variation (As per school records vis-à-vis Actual on the day of visit).

i	Enrolment
	The total enrolment of the sampled school is 6480.
ii	The total enrolment of the sampled school is 6480 Out of total enrolment 2655 (40.97%) students are given MDM
	As per no. of children availing MDM is 2604.
iii	No. of children availing MDM as per MDM Register.
	As per MDM register number of children availing MDM is 2604 (40.18%) children availed MDM on the day of visit.
iv	No. of children actually availing MDM on the day of visit as per head count
	Out of total enrolment 2604 (40.18%) students are given MDM.

25. Social Equity

i	What is the system of serving and seating arrangements for eating?
	Out of 40 schools children were served meal sitting on ground in 19 (47.5%) schools and any other in 4 (10%) school.
ii	Did you observe any gender or caste or community discrimination in cooking or serving or seating arrangements?
	No any discrimination of gender, caste or community was observed in cooking or serving or seating arrangements.
iii	The name of the school where discrimination found of any kind may be mentioned in the main body of the report along with date of visit.
	N.A.
iv	If any kind of social discrimination is found in the school, comments of the team may be given in the inspection register of the school.
	No any sort of social discrimination found
V	Comments in inspection Register
	Comment was not given in inspection register of any schools.

26. Convergence With Other Scheme

1	Sarva Shiksha Abhiyan
	Out of 40 schools convergence with SSA was found in 39 (97.5%) schools.
2 i	School Health Programme
	Is there school Health Card maintained for each child? MDM was converged with health programme in 33 (82.5%) schools. School health card maintained in all 25 (62.5%) schools
ii	What is the frequency of health check-up?
	Frequency of health check up was yearly in 10 (25%) school, half yearly in 19 (47.5%) schools, monthly in 2 (7.5%) schools.

iii	Whether children are given micronutrients (Iron, folic acid, vitamin – A dosage) and de-worming medicine periodically?
	Out of 40 schools micronutrients given in 34 (85%) schools and de-worming medicine was given in 34 (85%) schools.
iv	Who administers these medicines and at what frequency?
	Out of 40 schools medicine is administered by Govt. doctors in 37 (92.5%) schools. The frequency of medicine is yearly in 10 (25%) schools, half yearly in 20 (50%) schools, quarterly in 3 (7.5%) schools.
v	Whether height and weight record of the children is being indicated in the school health card.
	Yes, height and record of the children is being indicated in school health card of 27 (67.5%) schools
vi	Whether any referral during the period of monitoring.
	During the period of monitoring no referral was observed.
vii	Instances of medical emergency during the period of monitoring.
	No instances of emergency were mentioned at district level.
viii	Availability of the first aid medical kit in the schools.
	MI observed that first aid box is available in 29 (72.5%) school. It was not available in 11 (27.5%) schools.
ix	Dental and eye check-up included in the screening.
	The district administration has mentioned that dental and eye check up is done in each and every school and spectacles were distributed to needy students. However, MI found that dental and eye check up was done in 30 (75%) schools
x	Distribution of spectacles to children suffering from refractive error.
	Spectacles to children suffering from refractive error distributed in 10 (25%) schools.
2	Drinking Water and Sanitation Programme
i	Whether potable water is available for drinking purpose in convergence with Drinking Water and Sanitation Programme.
	Out of 40 schools potable water was available in 34 (85%) schools.
3	MPLAD / MLA Scheme
	Out of 40 schools drinking water scheme was not sponsored by MPLAD / MLA in any schools
4	Any Other Department / Scheme.
	Out of 40 schools drinking water scheme was sponsored by Department in 1 (2.5%) schools and by others in 12 (30%) schools.

27. Infrastructure

1 a	Kitchen cum store
	Is there a pucca kitchen shed-cum-store
	Out of 40 schools kitchen pucca shed is constructed in 30 (75%) schools.
ii	Constructed and in use
	Out of 40 schools kitchen pucca shed is constructed in 30 (75%) schools and it is in use.
iii	Under which Scheme Kitchen-cum-store constructed -MDM/SSA/Others
	The kitchen was constructed under MDM scheme in 8 (20%) schools, under SSA in 10 (25%) schools and under other in 1 (2.5%) schools. 21 (52.5%) schools have no information about under which kitchen shed was constructed.
iv	Constructed but not in use (Reasons for not using)
	The entire kitchen constructed was in use.
v	Under construction
	No kitchen shed was under construction.
vi	Sanctioned, but construction not started
	Construction complete in all school
vii	Not sanctioned
	All kitchen sheds were properly sanctioned
b	In case the pucca kitchen-cum-store is not available, where is the food being cooked and where the foodgrains /other ingredients are being stored?
	Only 2 (5%) school has reported to prepare MDM in other space. Food grains are stored in classroom in 2 (5%) schools.
c	Kitchen-cum-store in hygienic condition, properly ventilated and away from classrooms.
	MI observed that kitchen sheds are well ventilated in 9 (22.5%) schools, away from class room 10 (25%) schools and having hygienic condition in 19 (47.5%) schools.
d	Whether MDM is being cooked by using firewood or LPG based cooking?
	Out of 40 schools LPG was in 3 (7.5%) schools and wood was used in 29 (72.5%) schools.
E	Whether on any day there was interruption due to non-availability of firewood or LPG?
	MDM was interrupted due to shortage of fuel in 7 (17.5%) schools.
2 I	Whether cooking utensils are available in the school?
	Out of 40 schools cooking utensils was available in all 39 (97.5%) schools.
ii	Source of funding for cooking and serving utensils – Kitchen Devices fund / MME / Community contribution / others.
	Source of funding was by MME in 4 (10%) schools and by others in 13 (32.5%) schools. 23 (57.5%) schools did not know from where cooking utensils were purchased.
iii	Whether eating plates etc. are available in the school?
	Plates were available in 8 (20%) schools.
iv	Source of funding for eating plates - MME / Community contribution / others?
	The source of its funding was MME in 4 (10%) schools.
3	<u>Kitchen Devices</u>

4	<u>Availability of storage bins</u>
i	Whether storage bins are available for food grains? If yes, what is the source of their procurement? MI found storage bin was available only in 24 (60%) schools. in 16 (40%) storage bin was not available.
5	<u>Toilets in the school</u>
i	Is separate toilet for the boys and girls are available? Yes, separate toilet for the boys and girls are available in 35 (87.5%) schools.
ii	Are toilets usable? Toilets are usable in 31 (77.5%) schools.
6	<u>Availability of potable water</u>
i	Is Tap water / tube well / hand pump / Well / Jet pump available? Potable water is available in 24 (60%) schools. Out of which Hand pump was available in 21 (52.5%) school.
ii	Any other source Potable water is available in 3 (7.5%) schools by other source.
7	<u>Availability of fire extinguishers</u> Fire extinguishers were available in 38 (95%) schools.
8	<u>5. IT infrastructure available @ School level</u>
a	Number of computers available in the school (if any). 9 Computers were available in the 8 (20%) schools, 2 computers were available in 1 (2.5%) schools and 1 computer available in 7 (17.5%) schools.
b	Availability of internet connection (If any). Internet connection was available in 2 (5%) school. Some teachers were seen using their own internet.
c	Using any IT / IT enabled services based solutions / services (like e-learning etc.) (if any) IT enable services were used 2 (5%) school.

28. Safety & hygiene

i	General Impression of the environment, Safety and hygiene: The cooking process is safe in 32 (80%) schools as they have proper ventilation.
ii	Are children encouraged to wash hands before and after eating MI observed that children washed their hands before taking meals in 33 (82.5%) schools.
iii	Do the children take meals in an orderly manner? Children take meal in orderly manner in 40 (100%) schools.
iv	Conservation of water? MI observed that children conserve water in 40 (100%) schools.
v	Is the cooking process and storage of fuel safe, not posing any fire hazard? The cooking process is safe in 35 (87.5%) schools.

29. Community Participation

i	Extent of participation by Parents / SMC / VEC / Panchayats / Urban bodies in daily supervision and monitoring.
	MI found that parent's participation in supervision and monitoring was on daily basis in 3 (7.5%) schools, on monthly basis in 13 (32.5%) schools, rarely in 3 (7.5%) schools and weekly basis in 9 (22.5%) schools. SMC/VEC participation on daily basis in 2 (5%) schools on monthly basis in 19 (47.5%) schools, rarely in 2 (5%) schools and on weekly basis in 5 (12.5%) schools. Panchayat participation was on daily basis in 2 (5%) school, monthly basis in 11 (27.5%) schools, rarely basis in 7 (17.5%) schools and weekly in 4 (10%) schools. Urban body participation was on monthly basis in 5 (12.5%) schools, rarely in 3 (7.5%) schools, weekly in 1 (2.5%) schools. However.
ii	Is any roster of community members being maintained for supervision of the MDM?
	School roster of community members for supervision of the MDM was maintained in 25 (62.5%).
iii	Is there any social audit mechanism in the school?
	As per the district information social audit mechanism exists in every school. But MI observed that social audit mechanism existed in 31 (77.5%) schools where jan wachan about MDM was practiced.
iv	Number of meetings of SMC held during the monitoring period.
	SMC meeting held once in 2 (5%) school, twice in 2 (5%), 4 times in 3 (7.5%) school, 5 times in 3 (7.5%) schools, 6 times in 15 (37.5%) schools, 7 times in 3 (7.5%) schools, 8 times in 2 (5%) schools, 9 time in 1 (2.5%) school, 10 times in 3 (7.5%) schools, 12 time in 1 (2.55) school, 13 time in 1(2.5%) school and 14 time in 1(2.5%) school.
v	In how many of these meetings issues related to MDM were discussed?
	The issue of MDM was discussed once in 3 (7.5%) school, twice in 5 (12.5%) schools, 3 times in 4 (10%) schools, 4 times in 3 (7.5%) schools, 5 times in 4 (10%) schools, 6 times in 13 (32.5%) schools and 7 times in 1 (2.5%) school, 8 times in 1 (2.5%) school, 10 times in 1(2.5%) school, 11 times in 1(2.5%) school, and 12 times in 1(2.5%) school.

30. Inspection and Supervision

i	Is there any Inspection Register available at school level?
	Inspection register was available in 17 (42.5%) schools.
ii	Whether school has received any funds under MME component?
	24 (60%) schools have received funds under MME component
iii	Whether State / District / Block level officers / officials inspecting the MDM Scheme?
	The inspection was done by block level officers in 19 (47.5%) schools, district officers in 7 (17.5%) schools, MDM office inspector in 2 (5%) schools and state officers in 1 (2.5%) school.
iv	The frequency of such inspections?
	The frequency of such inspections was more than thrice in a month in 6 (15%) schools, once in 4 (10%) schools, thrice in 4 (10%) schools and twice in 4 (10%) schools.

31. Impact

i	Has the mid day meal improved the enrollment, attendance, retention of children in school?
	MDM has improved enrolment in 32 (80%) schools, improved attendance in 32 (80%) schools, and improved retention in 32 (80%) schools.
ii	Whether mid day meal has helped in improvement of the social harmony?
	Yes, it has improved social harmony in improve enrolment, improved attendance and in improved retention schools.
iii	Whether mid day meal has helped in improvement of the nutritional status of the children?
	Yes, MDM has improved nutritional status in 35 (87.5%) schools.
iv	Is there any other incidental benefit due to serving of meal in schools?
	No incidental benefit was observed due to serving of meal in schools.

32. Grievance Redressal Mechanism

i	Is any grievance redressal mechanism in the district for MDMS?
	Grievance redressal mechanism was seen 37 (92.5%) sampled schools.
ii	Whether the district / block / school having any toll free number?
	Toll free number was available in 28 (70%) schools.

MI report of SSA & MDM Monitoring

Disrtrict Bahraich,U.P

(w.e.f 28.01.2015 to 06.02.2015)

I visited Bahraich District of utter Paradesh as M.I representative for the purpose of field visit of SSA during the month of January, 2015 to gain the functioning of the implementation. During this time I visited such places as BSA office, primary and upper primary schools, BRC, NPRc and K.G.B.V's for getting first hand information as well as data collection.

All the schools were provided MDM. I also found that sufficient grain were available. Most of the schools have displayed menu chart on the kitchen hall. Most of the schools are given MDM according to the menu chart. Quality of the MDM was average in most of the schools. Most of the schools Head Master are facing problems from pradhan because they are not providing food grains according students presents
The following schools are monitored by me during visit.

The functioning and activities of SSA is satisfactory in the district. The BSA and other staff member of Bahraich are eager to do work in time. As far as BSA office information is concerned, I found it complete and satisfactory. The mostly schools of Bahraich is not in good condition, i.e light,ventilation,floor for seating management as well as shortage of school teachers. It is also observed that the attendance of student was good in some schools but poor in some other schools. The reason for poor attendance was reported due to winter season and marriages

1. Primary school Begumpur, Chitora
2. UPS begumpur,chitora
3. Old middle school(Junior) Diha Chitora
4. Old middle school,Bernapur,Tajwapur
5. Central Primary school,Fakharpur
6. Middle school,Paryagpur
7. UPS Bisharganj
8. Primary school, Bisharganj
9. UPS, Belha
10. Primary school Belha
11. UPS Bisherhawan Ganj
12. Primary school, Bisherhawa Ganj

Dr. Mohd. Ansar Alam

M.I Representative
J.M.I, New Delhi

**3rd Half Yearly Monitoring Report of
MDM for the State of UTTAR PRADESH for the period
of
*1st April, 2014 to 30th September, 2014***

Districts Monitored/Covered

3. (BALRAMPUR)



1. At school level

1 Availability of Food Grains

i	Whether buffer stock of food grains for one month is available at the school?
	Out of 40 schools 7 (17.5%) schools reported that they have buffer stock for one month. Only 33 (82.5%) schools reported that they have no buffer stock.
ii	Whether food grains are delivered in school in time by the lifting agency?
	Out of 40 schools 29 (72.5%) reported that foodgrain is delivered at school by lifting agency. Only 11 (27.5%) schools reported that foodgrains is not delivered by lifting agency.
iii	If lifting agency is not delivering the food grains at school how the food grains is transported up to school level?
iv	Whether the food grains are of FAQ of Grade A quality?
	Out of 40 schools 16 (40%) schools have reported that quality of food grain is good. Only 24 (60%) schools have reported that quality of food grain is not good.
v	Whether food grains are released to school after adjusting the unspent balance of the previous month?
	Out of 40 schools 15 (37.5%) schools have reported that food grain is released after adjustment of unspent food grain of previous delivery. 25 (62.5%) schools reported that food grain is released without adjustment of unspent food grain of previous delivery.

2 Timely releases of funds

i	Whether State is releasing funds to District / block / school on regular basis in advance? If not, g) Period of delay in releasing funds by State to district. h) Period of delay in releasing funds by District to block / schools. i) Period of delay in releasing funds by block to schools.
	Out of 40 schools only 19 (47.5%) schools reported that state is releasing funds in advance. 21 (52.5%) schools reported that state is not releasing funds in advance.
ii	Any other observations.
	In most of the school period of delay is not more than 15 to 20 days from block to school.

33. Availability of Cooking Cost

i	Whether school / implementing agency has receiving cooking cost in advance regularly?
	Out of 40 schools 28 (70%) receive cooking cost in advance regularly, whereas 12 (30%) schools reported not to receive cooking cost regularly.
ii	Period of delay, if any, in receipt of cooking cost.
iii	In case of non-receipt of cooking cost how the meal is served?
iv	Mode of payment of cooking cost (Cash / cheque / e-transfer)?
	Out of 40 schools 38 (95%) stated the mode of payment though cheque.

34. Availability of Cook-cum-helpers

i	Who engaged Cook-cum-helpers at schools (Department / SMC / VEC / PRI / Self Help Group / NGO /Contractor)?
	Out of 40 schools cook is engaged by VEC in 9 (22.5%) schools, by SMC in 16 (40%) schools and by PRI in 8 (20%) schools.
ii	If cook-cum-helper is not engaged who cooks and serves the meal?
iii	Is the number of cooks-cum-helpers engaged in the school as per GOI norms or as per State norms?
	Out of 40 schools 30(75%) schools have reported that cook is appointed as per Government of India norms.
iv	Honorarium paid to cooks cum helpers.
	29 (72.5%) schools reported that cook is paid honorarium. Out of 40 schools 30 (75%) reported that honorarium Rs. 1000 is paid to cook.
v	Mode of payment to cook-cum-helpers?
	The mode of payment to cook is by Cheque in 38 (95%) schools.
vi	Are the remuneration paid to cooks cum helpers regularly?
	Out of 40 schools 28 (70%) reported that cook is paid regularly.
vii	Social Composition of cooks cum helpers? (SC/ST/OBC/Minority)
	Out of 40 schools 30(75%) schools engaged as cooks OBC persons, 3 (7.5%) schools engaged SC person as cook. Health check up of cook is done in 9 (22.5%) schools.
viii	Is there any training module for cook-cum-helpers?
	Training module is available in 7 (17.5%) schools.
ix	Whether training has been provided to cook-cum-helpers?
	Training to cook is provided in 8 (20%) schools. In 32 (80%) schools training is not provided nor is any training module available.
x	In case the meal is prepared and transported by the Centralized kitchen / NGO, whether cook-cum-helpers have been engaged to serve the meal to the children at school level.

xi	Whether health check-up of cook-cum-helpers has been done? Health checkup of cook is done in 9 (22.5%) schools.

35. Regularity in Serving Meal

i	Whether the school is serving hot cooked meal daily? If there was interruption, what was the extent and reasons for the same? Out of 40 schools hot cooked meal is served daily in 34 (85%) schools.
---	---

36. Quality & Quantity of Meal

Feedback from children on

i	Quality of meal Quality of meal is good in 30 (75%) schools, average in 10 (25%) schools.
ii	Quantity of meal Quantity of meal is sufficient in 35 (87.5%) schools and insufficient in 5 (12.5%) school.
iii	Quantity of pulses used in the meal per child. Quantity of pulses per child is reported as 20 gm. in 3 (7.5%) schools, 25 gm. in 16 (40%) schools, 30 gm in 5 (12.5%), 40 gm. in 1 (2.5%) schools 45 gm. in 1 (2.5%) schools, 50 gm. in 1 (2.5%) schools. 60 gm. in 4 (10%) schools. 100 gm. in 3 (7.5%) schools.
iv	Quantity of green leafy vegetables used in the meal per child. Quantity of green leafy vegetable per child is given as 150 gm. in 1 (2.5%) schools, 100 gm. in 4 (10%) schools, 60 gm. in 13 (32.5%) schools, 50 gm. in 6 (15%) schools, 40 gm in 2 (5%) schools, 30 gm. in 4 (10%) schools, 25 gms. in 5 (12.5%) schools and 20 gm in 4 (10%) schools.
v	Whether double fortified salt is used? Double fortified salt is provided in 27 (67.5%) schools.
vi	Acceptance of the meal amongst the children. Out of 40 schools the children of 31 (77.5%) schools have happily accepted and they are satisfied with the quantity. The children of 9 (22.5%) schools did not accept the meal and quantity of meal was not satisfactory.
vii	Method / Standard gadgets / equipment for measuring the quantity of food to be cooked and served. Standard Gadget measuring quantity is found in 13 (32.5%) schools.

37. Variety of Menu

i	Who decides the menu?
	Out of 40 schools 30 (75%) schools stated that menu is decided by authority, by teacher in 6 (15%) schools.
ii	Whether weekly menu is displayed at a prominent place noticeable to community,
	It was observed that weekly menu was displayed in 39 (97.5%) schools.
iii	Is the menu being followed uniformly?
	Yes, Menu was followed uniformly in 38 (95%) schools.
iv	Whether menu includes locally available ingredients?
	Menu included local gradients in 38 (95%) schools. local gradients were not included in 2 (5%) schools.
v	Whether menu provides required nutritional and calorific value per child?
	Menu provides required nutritional and calorific value per child. The nutritional calorific value was included in 38 (95%) schools. But it not included in 2 (5%) schools.

38. Display of Information under Right to Education Act, 2009

i a)	<u>Display of Information under Right to Education Act, 2009 at the school level at prominent place</u>
	Quantity and date of food grains received Out of sampled schools, no school has provided information about the quantity of food grain received and the date of receiving. As food grain in most cases is delivered directly at the house of Pradhan and then comes to school as per daily requirement.
b)	Balance quantity of food grains utilized during the month.
	Yes, balance quantity was utilized during the month
c)	Other ingredients purchased, utilized
	Yes, other ingredients purchased, utilized
d)	Number of children given MDM
	About 2882 children are given MDM in the district, out of which 2561 children taken MDM on the day of Visit
e)	Daily menu displayed on notice board
	Daily menu displayed on notice board in 34 (85%) school
ii	<u>Display of MDM logo at prominent place preferably outside wall of the school.</u>
	Out of 40 schools MDM logo was displayed in 34 (85%) schools.

39. Trends

Extent of variation (As per school records vis-à-vis Actual on the day of visit).

i	Enrolment
---	-----------

	The total enrolment of the sampled school is 5038.
ii	The total enrolment of the sampled school is 5038 Out of total enrolment 2882 (57.20%) students are given MDM
	As per no. of children availing MDM is 2882.
iii	No. of children availing MDM as per MDM Register.
	As per MDM register number of children availing MDM is 2561 (50.83%) children availed MDM on the day of visit.
iv	No. of children actually availing MDM on the day of visit as per head count
	Out of total enrolment 2561 (50.83%) students are given MDM.

40. Social Equity

i	What is the system of serving and seating arrangements for eating?
	Out of 40 schools children were served meal sitting on ground in 38 (95%) schools and any other in 2 (5%) school.
ii	Did you observe any gender or caste or community discrimination in cooking or serving or seating arrangements?
	No any discrimination of gender, caste or community was observed in cooking or serving or seating arrangements.
iii	The name of the school where discrimination found of any kind may be mentioned in the main body of the report along with date of visit.
	N.A.
iv	If any kind of social discrimination is found in the school, comments of the team may be given in the inspection register of the school.
	No any sort of social discrimination found
V	Comments in inspection Register
	Comment was not given in inspection register of any schools.

41. Convergence With Other Scheme

1	Sarva Shiksha Abhiyan
	Out of 40 schools convergence with SSA was found in 39 (97.5%) schools.
2	School Health Programme
i	Is there school Health Card maintained for each child?
	MDM was converged with health programme in 37 (92.5%) schools. School health card maintained in all 34 (85%) schools
ii	What is the frequency of health check-up?
	Frequency of health check up was yearly in 12 (30%) school, half yearly in 17 (42.5%) schools, occasionally in 1 (2.5%) schools.
iii	Whether children are given micronutrients (Iron, folic acid, vitamin – A dosage) and de-worming medicine periodically?
	Out of 40 schools micronutrients given in 31 (77.5%) schools and de-worming medicine

	was given in 32 (80%) schools.
iv	Who administers these medicines and at what frequency? Out of 40 schools medicine is administered by Govt. doctors in 32 (80%) schools.
v	Whether height and weight record of the children is being indicated in the school health card. Yes, height and record of the children is being indicated in school health card of 32 (80%) schools
vi	Whether any referral during the period of monitoring. During the period of monitoring referral was observed in 28 (70%) school..
vii	Instances of medical emergency during the period of monitoring. No instances of emergency were mentioned at district level but MI found instances of emergency in 2 (5%) schools.
viii	Availability of the first aid medical kit in the schools. MI observed that first aid box is available in 32 (80%) school. It was not available in 8 (20%) schools.
ix	Dental and eye check-up included in the screening. The district administration has mentioned that dental and eye check up is done in each and every school and spectacles were distributed to needy students. However, MI found that dental and eye check up was done in 34 (85%) schools
x	Distribution of spectacles to children suffering from refractive error. Spectacles to children suffering from refractive error distributed in 9 (22.5%) schools.
2	Drinking Water and Sanitation Programme
i	Whether potable water is available for drinking purpose in convergence with Drinking Water and Sanitation Programme. Out of 40 schools potable water was available in 35 (87.5%) schools.
3	MPLAD / MLA Scheme Out of 40 schools drinking water scheme was sponsored by MPLAD in 3 (7.5%) schools and by MLA in 1 (2.5%) schools
4	Any Other Department / Scheme. Out of 40 schools drinking water scheme was sponsored by others in 19 (47.5%) schools..

42. Infrastructure

1 a	Kitchen cum store
i	Is there a pucca kitchen shed-cum-store Out of 40 schools kitchen pucca shed is constructed in 34 (85%) schools.
ii	Constructed and in use Out of 40 schools kitchen pucca shed is constructed in 34 (85%) schools and it is in use.
iii	Under which Scheme Kitchen-cum-store constructed -MDM/SSA/Others

	The kitchen was constructed under MDM scheme in 6 (15%) schools, under SSA in 13 (32.5%) schools and under other in 3 (7.5%) schools. 18 (45%) schools have no information about under which kitchen shed was constructed.
iv	Constructed but not in use (Reasons for not using)
	The entire kitchen constructed was in use.
v	Under construction
	No kitchen shed was under construction.
vi	Sanctioned, but construction not started
	Construction complete in all school
vii	Not sanctioned
	2 (%) school kitchen sheds were not sanctioned
b	In case the pucca kitchen-cum-store is not available, where is the food being cooked and where the foodgrains /other ingredients are being stored?
	Only 3 (7.5%) school has reported to prepare MDM in other space. Food grains are stored in classroom in 3 (7.5%) schools.
c	Kitchen-cum-store in hygienic condition, properly ventilated and away from classrooms.
	MI observed that kitchen sheds are well ventilated in 2 (5%) schools, away from class room 7 (17.5%) schools and having hygienic condition in 11 (27.5%) schools.
d	Whether MDM is being cooked by using firewood or LPG based cooking?
	Out of 40 schools LPG was in 2 (5%) schools and wood was used in 32 (80%) schools.
e	Whether on any day there was interruption due to non-availability of firewood or LPG?
	MDM was interrupted due to shortage of fuel in 10 (25%) schools.
2	Whether cooking utensils are available in the school?
i	Out of 40 schools cooking utensils was available in 39 (95%) schools.
ii	Source of funding for cooking and serving utensils – Kitchen Devices fund / MME / Community contribution / others.
	Source of funding was by MME in 1 (2.5%) schools and by others in 17 (42.5%) schools. 22 (55%) schools did not know from where cooking utensils were purchased.
iii	Whether eating plates etc. are available in the school?
	Plates were available in 17 (42.5%) schools.
iv	Source of funding for eating plates - MME / Community contribution / others?
	The source of its funding was community controller in 2 (5%) schools and by others in 4 (10%) schools.
3	<u>Kitchen Devices</u>
4	<u>Availability of storage bins</u>
i	Whether storage bins are available for food grains? If yes, what is the source of their procurement?
	MI found storage bin was available only in 30 (75%) schools. The source of funding was by MDM in 4 (10%) school. in 36 (90%) storage bin was not available.
5	<u>Toilets in the school</u>
i	Is separate toilet for the boys and girls are available?
	Yes, separate toilet for the boys and girls are available in 28 (70%) schools.

ii	Are toilets usable? Toilets are usable in 32 (80%) schools.
6 i	<u>Availability of potable water</u> Is Tap water / tube well / hand pump / Well / Jet pump available? Potable water is available in 27 (67.5%) schools. Out of which Hand pump was available in 25 (62.5%) school.
ii	Any other source Potable water is available in 1 (2.5%) schools by other source.
7	<u>Availability of fire extinguishers</u> Fire extinguishers were available in 38 (95%) schools.
8 a	<u>6. IT infrastructure available @ School level</u> Number of computers available in the school (if any). 12 Computers were available in the 6 (15%) schools, 3 computers were available in 3 (7.5%) schools and 1 computer available in 3 (7.5%) schools.
b	Availability of internet connection (If any). Internet connection was not available in any school. Some teachers were seen using their own internet.
c	Using any IT / IT enabled services based solutions / services (like e-learning etc.) (if any) IT enable services were not used any school.

43. Safety & hygiene

i	General Impression of the environment, Safety and hygiene: The cooking process is safe in 34 (85%) schools as they have proper ventilation.
ii	Are children encouraged to wash hands before and after eating MI observed that children washed their hands before taking meals in 38 (95%) schools.
iii	Do the children take meals in an orderly manner? Children take meal in orderly manner in 40 (100%) schools.
iv	Conservation of water? MI observed that children conserve water in 38 (95%) schools.
v	Is the cooking process and storage of fuel safe, not posing any fire hazard? The cooking process is safe in 34 (85%) schools.

44. Community Participation

i	Extent of participation by Parents / SMC / VEC / Panchayats / Urban bodies in daily supervision and monitoring. MI found that parents participation in supervision and monitoring was on daily basis in 2 (5%) schools, on monthly basis in 6 (15%) schools, monthly in 6 (15%) schools and weekly basis in 8 (20%) schools. SMC/VEC participation on monthly basis in 7 (17.5%) schools, rarely in 1 (2.5%) schools and on weekly basis in 6 (15 %) schools. Panchayat participation was on monthly basis in 8 (20%) schools and weekly in 3
---	--

	(7.5%) schools. Urban body participation was on monthly basis in 4 (10%) schools.
ii	Is any roster of community members being maintained for supervision of the MDM? School roster of community members for supervision of the MDM was maintained in 12 (30%).
iii	Is there any social audit mechanism in the school? As per the district information social audit mechanism exists in every school. But MI observed that social audit mechanism existed in 26 (65%) schools where jan wachan about MDM was practiced.
iv	Number of meetings of SMC held during the monitoring period. SMC meeting held once in 3 (7.5%) school, 3 times in 5 (12.5%) school, 4 times in 4 (10%) school, 5 times in 4 (10%) schools, 6 times in 4 (10%) schools, 7 times in 5 (12.5%) schools, 8 times in 2 (5%) schools, 10 times in 3 (7.5%) schools and 11 times in 1 (2.5%).
v	In how many of these meetings issues related to MDM were discussed? The issue of MDM was discussed once in 2 (5%) school, twice in 1 (2.5%) schools, 3 times in 7 (17.5%) schools, 4 times in 6 (15%) schools, 5 times in 4 (10%) schools, 6 times in 4 (10%) schools, 7 times in 1 (2.5%) schools, 8 times in 2 (5%) schools, and 10 times in 3 (7.5%) schools.

45. Inspection and Supervision

i	Is there any Inspection Register available at school level? Inspection register was available in 27 (67.5%) schools.
ii	Whether school has received any funds under MME component? 7 (17.5%) schools have received funds under MME component
iii	Whether State / District / Block level officers / officials inspecting the MDM Scheme? The inspection was done by block level officers in 20 (50%) schools, district officers in 10 (25%) schools, MDM office inspector in 4 (10%) schools and by no state officers in any school.
iv	The frequency of such inspections? The frequency of such inspections was more than thrice in a month in 8 (20%) schools, once in 1 (2.5%) schools, thrice in 7 (17.5%) schools and twice in 9 (22.5%) schools.

46. Impact

i	Has the mid day meal improved the enrollment, attendance, retention of children in school? MDM has improved enrolment in 38 (95%) schools, improved attendance in 38 (95%) schools, and improved retention in 38 (95%) schools.
ii	Whether mid day meal has helped in improvement of the social harmony? Yes, it has improved social harmony in improve enrolment, improved attendance and in improved retention schools.
iii	Whether mid day meal has helped in improvement of the nutritional status of the children? Yes, MDM has improved nutritional status in 38 (95%) schools.

iv	Is there any other incidental benefit due to serving of meal in schools?
	No incidental benefit was observed due to serving of meal in schools.

47. Grievance Redressal Mechanism

i	Is any grievance redressal mechanism in the district for MDMS?
	Grievance redressal mechanism was seen 36 (90%) sampled schools.
ii	Whether the district / block / school having any toll free number?
	Toll free number was available in 19 (47.5%) schools.

**3rd Half Yearly Monitoring Report of
MDM for the State of UTTAR PRADESH for the period
of
*1st April, 2014 to 30th September, 2014***

Districts Monitored/Covered

4. (HARDOI)



1. At school level

1 Availability of Food Grains

i	Whether buffer stock of food grains for one month is available at the school?
	Out of 40 schools 8 (20%) schools reported that they have buffer stock for one month. Only 32 (80%) schools reported that they have no buffer stock.
ii	Whether food grains are delivered in school in time by the lifting agency?
	Out of 40 schools 33 (82.5%) reported that foodgrain is delivered at school by lifting agency. Only 7 (17.5%) schools reported that foodgrains is not delivered by lifting agency.
iii	If lifting agency is not delivering the food grains at school how the food grains is transported up to school level?
iv	Whether the food grains are of FAQ of Grade A quality?
	Out of 40 schools 28 (70%) schools have reported that quality of food grain is good. Only 12 (30%) schools have reported that quality of food grain is not good.
v	Whether food grains are released to school after adjusting the unspent balance of the previous month?
	Out of 40 schools 27 (67.5%) schools have reported that food grain is released after adjustment of unspent food grain of previous delivery. 13 (32.5%) schools reported that food grain is released without adjustment of unspent food grain of previous delivery.

2 Timely releases of funds

i	Whether State is releasing funds to District / block / school on regular basis in advance? If not, j) Period of delay in releasing funds by State to district. k) Period of delay in releasing funds by District to block / schools. l) Period of delay in releasing funds by block to schools.
	Out of 40 schools only 24 (60%) schools reported that state is releasing funds in advance. 16 (40%) schools reported that state is not releasing funds in advance.
ii	Any other observations.
	In most of the school period of delay is not more than 15 to 20 days from block to school.

48. Availability of Cooking Cost

i	Whether school / implementing agency has receiving cooking cost in advance regularly?
	Out of 40 schools 24 (60%) receive cooking cost in advance regularly, whereas 16 (40%) schools reported not to receive cooking cost regularly.
ii	Period of delay, if any, in receipt of cooking cost.
iii	In case of non-receipt of cooking cost how the meal is served?
iv	Mode of payment of cooking cost (Cash / cheque / e-transfer)?
	Out of 40 schools 34 (85%) stated the mode of payment though cheque, whereas 5 (12.5%) schools reported mode of payment through cash.

49. Availability of Cook-cum-helpers

i	Who engaged Cook-cum-helpers at schools (Department / SMC / VEC / PRI / Self Help Group / NGO /Contractor)?
	Out of 40 schools cook is engaged by VEC in 20 (50%) schools, by SMC in 18 (45%) schools.
ii	If cook-cum-helper is not engaged who cooks and serves the meal?
iii	Is the number of cooks-cum-helpers engaged in the school as per GOI norms or as per State norms?
	Out of 40 schools 11(27.5%) schools have reported that cook is appointed as per Government of India norms.
iv	Honorarium paid to cooks cum helpers.
	35 (87.5%) schools reported that cook is paid honorarium. Out of 40 schools 36 (90%) reported that honorarium Rs. 1000 is paid to cook.
v	Mode of payment to cook-cum-helpers?
	The mode of payment to cook is by Cheque in 34 (85%) schools and by cash in 5 (12.5%) schools.
vi	Are the remuneration paid to cooks cum helpers regularly?
	Out of 40 schools 18 (45%) reported that cook is paid regularly.
vii	Social Composition of cooks cum helpers? (SC/ST/OBC/Minority)
	Out of 40 schools 38 (95%) schools engaged as cooks OBC persons, 1 (2.5%) school engaged minority as cook. Health check up of cook is done in 9 (22.5%) schools.
viii	Is there any training module for cook-cum-helpers?
	Training module is available in 24 (60%) schools.
ix	Whether training has been provided to cook-cum-helpers?
	Training to cook is provided in 26 (65%) schools. In 14 (35%) schools training is not provided nor is any training module available.

x	In case the meal is prepared and transported by the Centralized kitchen / NGO, whether cook-cum-helpers have been engaged to serve the meal to the children at school level.
xi	Whether health check-up of cook-cum-helpers has been done? Health checkup of cook is done in 9 (22.5%) schools.

50. Regularity in Serving Meal

i	Whether the school is serving hot cooked meal daily? If there was interruption, what was the extent and reasons for the same? Out of 40 schools hot cooked meal is served daily in 37 (92.5%) schools.
---	---

51. Quality &Quantity of Meal

Feedback from children on

i	Quality of meal Quality of meal is good in 28 (70%) schools, average in 21 (52.5%) schools.
ii	Quantity of meal Quantity of meal is sufficient in 35 (87.5%) schools and insufficient in 4 (10%) school.
iii	Quantity of pulses used in the meal per child. Quantity of pulses per child is reported as 20 gm. in 4 (10%) schools, 25 gm. in 11 (27.5%) schools, 30 gm. in 7 (17.5%) schools, 35 gm. in 4 (10%) schools, 37.5 gm. in 2 (5%) schools, 40 gm in 2 (5%) schools, 50 gm. in 2 (5%) schools, 75 gm in 2 (5%) and 100 gm. in 1 (7.5%) schools.
iv	Quantity of green leafy vegetables used in the meal per child. Quantity of green leafy vegetable per child is given as 100-150 gm. in 6 (15%) schools, 20-25 gm. in 3 (7.5%) schools, 30-40 gm in 4 (10%) schools, 45-65 gm. in 12 (30%) schools and 75-95 gm in 6 (15%) schools.
v	Whether double fortified salt is used? Double fortified salt is provided in 37 (92.5%) schools.
vi	Acceptance of the meal amongst the children. Out of 40 schools the children of all 40 (100%) schools have happily accepted and they are satisfied with the quantity.
vii	Method / Standard gadgets / equipment for measuring the quantity of food to be cooked and served. Standard Gadget measuring quantity is found in 24 (60%) schools.

52. Variety of Menu

i	Who decides the menu?
	Out of 40 schools 34 (85%) schools stated that menu is decided by authority, by teacher in 2 (5%) schools.
ii	Whether weekly menu is displayed at a prominent place noticeable to community,
	It was observed that weekly menu was displayed in 37 (92.5%) schools.
iii	Is the menu being followed uniformly?
	Yes, Menu was followed uniformly in 38 (95%) schools.
iv	Whether menu includes locally available ingredients?
	Menu included local gradients in 38 (95%) schools. local gradients were not included in 2 (5%) schools.
v	Whether menu provides required nutritional and calorific value per child?
	Menu provides required nutritional and calorific value per child. The nutritional calorific value was included in 38 (95%) schools. But it not included in 2 (5%) schools.

53. Display of Information under Right to Education Act, 2009

i a)	<u>Display of Information under Right to Education Act, 2009 at the school level at prominent place</u>
	Quantity and date of food grains received Out of sampled schools, no school has provided information about the quantity of food grain received and the date of receiving. As food grain in most cases is delivered directly at the house of Pradhan and then comes to school as per daily requirement.
b)	Balance quantity of food grains utilized during the month.
	Yes, balance quantity was utilized during the month
c)	Other ingredients purchased, utilized
	Yes, other ingredients purchased, utilized
d)	Number of children given MDM
	About 3510 children are given MDM in the district, out of which 3510 children taken MDM on the day of Visit
e)	Daily menu displayed on notice board
	Daily menu displayed on notice board in 27 (67.5%) school
ii	<u>Display of MDM logo at prominent place preferably outside wall of the school.</u>
	Out of 40 schools MDM logo was displayed in 27 (67.5%) schools.

54. Trends

Extent of variation (As per school records vis-à-vis Actual on the day of visit).

i	Enrolment
	The total enrolment of the sampled school is 7971.
ii	The total enrolment of the sampled school is 7971 Out of total enrolment 3510 (44.03%) students are given MDM
	As per no. of children availing MDM is 3510.
iii	No. of children availing MDM as per MDM Register.
	As per MDM register number of children availing MDM is 3510 (44.03%) children availed MDM on the day of visit.
iv	No. of children actually availing MDM on the day of visit as per head count
	Out of total enrolment 3510 (44.03%) students are given MDM.

55. Social Equity

i	What is the system of serving and seating arrangements for eating?
	Out of 40 schools children were served meal sitting on ground in 30 (75%) schools.
ii	Did you observe any gender or caste or community discrimination in cooking or serving or seating arrangements?
	No any discrimination of gender, caste or community was observed in cooking or serving or seating arrangements.
iii	The name of the school where discrimination found of any kind may be mentioned in the main body of the report along with date of visit.
	N.A.
iv	If any kind of social discrimination is found in the school, comments of the team may be given in the inspection register of the school.
	No any sort of social discrimination found
V	Comments in inspection Register
	Comment was not given in inspection register of any schools.

56. Convergence With Other Scheme

1	Sarva Shiksha Abhiyan
	Out of 40 schools convergence with SSA was found in 38 (95%) schools.
2	School Health Programme
	Is there school Health Card maintained for each child?
i	MDM was converged with health programme in 31 (77.5%) schools. School health card maintained in all 28 (70%) schools
	What is the frequency of health check-up?
ii	Frequency of health check up was yearly in 18 (45%) school, half yearly in 9 (22.5%) schools, quarterly in 3 (7.5%) schools.
	Whether children are given micronutrients (Iron, folic acid, vitamin – A dosage)
iii	

	and de-worming medicine periodically?
	Out of 40 schools micronutrients given in 32 (80%) schools and de-worming medicine was given in 32 (80%) schools.
iv	Who administers these medicines and at what frequency?
	Out of 40 schools medicine is administered by Govt. doctors in 30 (75%) schools, by teacher in 3 (7.5%) school.
v	Whether height and weight record of the children is being indicated in the school health card.
	Yes, height and record of the children is being indicated in school health card of 27 (67.5%) schools
vi	Whether any referral during the period of monitoring.
	During the period of monitoring no referral was observed.
vii	Instances of medical emergency during the period of monitoring.
	No instances of emergency were mentioned at district level but MI found instances of emergency in 4 (10%) schools.
viii	Availability of the first aid medical kit in the schools.
	MI observed that first aid box is available in 27 (67.5%) school. It was not available in 13 (32.5%) schools.
ix	Dental and eye check-up included in the screening.
	The district administration has mentioned that dental and eye check up is done in each and every school and spectacles were distributed to needy students. However, MI found that dental and eye check up was done in 31 (77.5%) schools
x	Distribution of spectacles to children suffering from refractive error.
	Spectacles to children suffering from refractive error distributed in 17 (42.5%) schools.
2	Drinking Water and Sanitation Programme
i	Whether potable water is available for drinking purpose in convergence with Drinking Water and Sanitation Programme.
	Out of 40 schools potable water was available in 33 (82.5%) schools.
3	MPLAD / MLA Scheme
	Out of 40 schools drinking water scheme was sponsored by MPLAD in 1 (2.5%) schools and by MLA in 1 (2.5%) schools
4	Any Other Department / Scheme.
	Out of 40 schools drinking water scheme was sponsored by Department in 5 (12.5%) schools and by others in 17 (42.5%) schools..

57. Infrastructure

1 a	Kitchen cum store
	Is there a pucca kitchen shed-cum-store
	Out of 40 schools kitchen pucca shed is constructed in 36 (90%) schools.
ii	Constructed and in use
	Out of 40 schools kitchen pucca shed is constructed in 36 (90%) schools and it is in use.
iii	Under which Scheme Kitchen-cum-store constructed -MDM/SSA/Others
	The kitchen was constructed under MDM scheme in 13 (32.5%) schools, under SSA in 18 (45%) schools. 9 (22.5%) schools have no information about under which kitchen shed was constructed.
iv	Constructed but not in use (Reasons for not using)
	The entire kitchen constructed was in use.
v	Under construction
	No kitchen shed was under construction.
vi	Sanctioned, but construction not started
	Construction complete in all school
vii	Not sanctioned
	All kitchen sheds were properly sanctioned
b	In case the pucca kitchen-cum-store is not available, where is the food being cooked and where the foodgrains /other ingredients are being stored?
	Food grains are stored in classroom in 6 (15%) schools.
c	Kitchen-cum-store in hygienic condition, properly ventilated and away from classrooms.
	MI observed that kitchen sheds are well ventilated in 12 (30%) schools, away from class room 13 (32.5%) schools and having hygienic condition in 25 (62.5%) schools.
d	Whether MDM is being cooked by using firewood or LPG based cooking?
	Out of 40 schools LPG was in 7 (12.5%) schools and wood was used in 27 (67.5%) schools.
e	Whether on any day there was interruption due to non-availability of firewood or LPG?
	MDM was interrupted due to shortage of fuel in 9 (22.5%) schools.
2	Whether cooking utensils are available in the school?
i	Out of 40 schools cooking utensils was available in 37 (92.5%) schools.
	Source of funding for cooking and serving utensils – Kitchen Devices fund / MME / Community contribution / others.
ii	Source of funding was by MME in 3 (7.5%) schools and by others in 9 (22.5%) schools. 28 (70%) schools did not know from where cooking utensils were purchased.
	Whether eating plates etc. are available in the school?
iii	Plates were available in 2 (5%) schools.
	Source of funding for eating plates - MME / Community contribution / others?
iv	The source of its funding was community controller in 1 (2.5%) school by others in 1 (2.5%) schools.
	<u>Kitchen Devices</u>

4	Availability of storage bins
i	Whether storage bins are available for food grains? If yes, what is the source of their procurement? MI found storage bin was available only in 15 (37.5%) schools. The source of funding was by MDM in 2 (5%) school.
5	Toilets in the school
i	Is separate toilet for the boys and girls are available? Yes, separate toilet for the boys and girls are available in 35 (87.5%) schools.
ii	Are toilets usable? Toilets are usable in 29 (72.5%) schools.
6	Availability of potable water
i	Is Tap water / tube well / hand pump / Well / Jet pump available? Potable water is available in 29 (72.5%) schools. Out of which Hand pump was available in 18 (45%) school and tube well in 8 (20%) school.
ii	Any other source Potable water is available in 3 (7.5%) schools by other source.
7	Availability of fire extinguishers
	Fire extinguishers were available in 37 (92.5%) schools.
8	7. IT infrastructure available @ School level
a	Number of computers available in the school (if any). 3 Computers were available in the 1 (2.5%) schools, 2 computers were available in 2 (5%) schools and 1 computer available in 5 (12.5%) schools.
b	Availability of internet connection (If any). Internet connection was not available in any school. Some teachers were seen using their own internet.
c	Using any IT / IT enabled services based solutions / services (like e-learning etc.) (if any) IT enable services were not used any school.

58. Safety & hygiene

i	General Impression of the environment, Safety and hygiene: The cooking process is safe in 32 (80%) schools as they have proper ventilation.
ii	Are children encouraged to wash hands before and after eating MI observed that children washed their hands before taking meals in 36 (90%) schools.
iii	Do the children take meals in an orderly manner? Children take meal in orderly manner in 39 (97.5%) schools.
iv	Conservation of water? MI observed that children conserve water in 33 (82.5%) schools.
v	Is the cooking process and storage of fuel safe, not posing any fire hazard? The cooking process is safe in 32 (80%) schools.

59. Community Participation

i	Extent of participation by Parents / SMC / VEC / Panchayats / Urban bodies in daily supervision and monitoring. MI found that parents participation in supervision and monitoring was on daily basis in 6 (15%) schools, on monthly basis in 3 (7.5%) schools, rarely in 2 (5%) schools and weekly basis in 4 (10%) schools. SMC/VEC participation on daily basis in 1 (2.5%) schools on monthly basis in 8 (20%) schools, rarely in 2 (5%) schools and on weekly basis in 5 (12.5 %) schools. Panchayat participation was on rarely basis in 4 (10%) school, monthly basis in 8 (20%) schools and weekly in 1 (2.5%) schools. Urban body participation was on monthly basis in 4 (10%) schools, rarely in 1 (2.5%) schools. However.
ii	Is any roster of community members being maintained for supervision of the MDM? School roster of community members for supervision of the MDM was maintained in 12 (30%).
iii	Is there any social audit mechanism in the school? As per the district information social audit mechanism exists in every school. But MI observed that social audit mechanism existed in 24 (60%) schools where jan wachan about MDM was practiced.
iv	Number of meetings of SMC held during the monitoring period. SMC meeting held once in 5 (12.5%) schools, 3 times in 1 (2.5%) schools, 5 times in 6 (15%) school, 6 times in 5 (12.5%) schools, 7 times in 7 (17.5%) schools, 8 times in 4 (10%) schools, 9 times in 1 (2.5%) schools, 10 times in 2 (5) schools and 11 times in 1 (2.5%) school.
v	In how many of these meetings issues related to MDM were discussed? The issue of MDM was discussed once in 1 (2.5%) schools, twice in 8 (20%) schools, 3 times in 6 (15%) school, 4 times in 4 (10%) schools, 5 times in 5 (12.5%) schools, 6 times in 3 (7.5%) schools, 7 times in 2 (5%) schools, 8 times in 2 (5%) schools, and 10 times in 5 (12.5%) schools.

60. Inspection and Supervision

i	Is there any Inspection Register available at school level? Inspection register was available in 32 (80%) schools.
ii	Whether school has received any funds under MME component? 12 (30%) schools have received funds under MME component
iii	Whether State / District / Block level officers / officials inspecting the MDM Scheme? The inspection was done by block level officers in 29 (72.5%) schools, district officers in 5 (12.5%) schools, MDM office inspector in 1 (2.5%) schools and by no state officers in any school.
iv	The frequency of such inspections? The frequency of such inspections was more than thrice in a month in 14 (35%) schools, once in 8 (20%) schools, thrice in 5 (12.5%) schools and twice in 2 (5%) schools.

61. Impact

i	Has the mid day meal improved the enrollment, attendance, retention of children in school?
	MDM has improved enrolment in 37 (92.5%) schools, improved attendance in 37 (92.5%) schools, and improved retention in 37 (92.5%) schools.
ii	Whether mid day meal has helped in improvement of the social harmony?
	Yes, it has improved social harmony in improve enrolment, improved attendance and in improved retention schools.
iii	Whether mid day meal has helped in improvement of the nutritional status of the children?
	Yes, MDM has improved nutritional status in 37 (92.5%) schools.
iv	Is there any other incidental benefit due to serving of meal in schools?
	No incidental benefit was observed due to serving of meal in schools.

62. Grievance Redressal Mechanism

i	Is any grievance redressal mechanism in the district for MDMS?
	Grievance redressal mechanism was seen 37 (92.5%) sampled schools.
ii	Whether the district / block / school having any toll free number?
	Toll free number was available in 26 (65%) schools.

MDM Report - HARDOI

The district was visited from 28th January to 5th February 2015

1. Kanya PS Behta: MDM is functioning properly. Though gas cylinder is provided but wood and opla is also used and stored as cylinder is not refilled in time. Two female cooks are engaged regularly.
2. Junior High School Kashipur: Rice is not stored in school but at Pradhan house. MDM was functional for 22 days in November and 18 days in December 2014. Three cooks are engaged but they have not received remuneration of October-December months till date.
3. PS Sohanpurva in Sursa block: MDM is functional. Only 62 students were availing MDM against 137 enrolled students. MDM register is maintained.
4. KPS Maidanpura in Bilgram block: only 67 to 71 students were availing MDM out of 175 enrolled students. Daily MDM register is maintained.
5. JHS Bilgram: MDM provided to every child. There is no variation in MDM and Enrolment register.
6. JHS Kokra Harpalpur: on an average 60 students are availing MDM out of 173 enrolled students. Providing fruits and vegetable is very difficult as market is 10 km away from the school.
7. UPS Barandari: MDM is functional on regular basis. Out of 80, 70-75 students take MDM daily.
8. Kanya UPS Hariyawan: Conversion cost has not reached from last 4 months. July- September conversion cost was received in December 2014. Similarly cooks have not received their remuneration from the last 6 months.
9. UPS Kuian in Pihani block: MDM is functional. 31 students were availing MDM on the day of visit. There is no variation in MDM and attendance register.
10. JHS Tendiyawan: Pradhan poses problems in smooth functioning of MDM, he is no more cooperative.



Students taking MDM (Kheer) at UPS Hariyawan,



Kitchen and Utensils at UPS Hariyawan



Dr. MUZAMMIL HUSAIN QUASMI
MI Representative, JMI, MHRD,
New Delhi 110025

**3rd Half Yearly Monitoring Report of
MDM for the State of UTTAR PRADESH for the period
of
*1st April, 2014 to 30th September, 2014***

Districts Monitored/Covered

5. (SULTANPUR)



1. At school level

1 Availability of Food Grains

i	Whether buffer stock of food grains for one month is available at the school?
	Out of 40 schools 10 (25%) schools reported that they have buffer stock for one month. Only 30 (75%) schools reported that they have no buffer stock.
ii	Whether food grains are delivered in school in time by the lifting agency?
	Out of 40 schools 31 (77.5%) reported that foodgrain is delivered at school by lifting agency. Only 9 (22.5%) schools reported that foodgrains is not delivered by lifting agency.
iii	If lifting agency is not delivering the food grains at school how the food grains is transported up to school level?
iv	Whether the food grains are of FAQ of Grade A quality?
	Out of 40 schools 28 (70%) schools have reported that quality of food grain is good. Only 12 (30%) schools have reported that quality of food grain is not good.
v	Whether food grains are released to school after adjusting the unspent balance of the previous month?
	Out of 40 schools 32 (80%) schools have reported that food grain is released after adjustment of unspent food grain of previous delivery.

2 Timely releases of funds

i	Whether State is releasing funds to District / block / school on regular basis in advance? If not, m) Period of delay in releasing funds by State to district. n) Period of delay in releasing funds by District to block / schools. o) Period of delay in releasing funds by block to schools.
	Out of 40 schools only 28 (70%) schools reported that state is releasing funds in advance. 12 (30%) schools reported that state is not releasing funds in advance.
ii	Any other observations.
	In most of the school period of delay is not more than 15 to 20 days from block to school.

63. Availability of Cooking Cost

i	Whether school / implementing agency has receiving cooking cost in advance regularly?
	Out of 40 schools 28 (70%) receive cooking cost in advance regularly, whereas 12 (30%) schools reported not to receive cooking cost regularly.
ii	Period of delay, if any, in receipt of cooking cost.

iii	In case of non-receipt of cooking cost how the meal is served?
iv	Mode of payment of cooking cost (Cash / cheque / e-transfer)? Out of 40 schools 35 (87.5%) stated the mode of payment though cheque, whereas 1 (2.5%) schools reported mode of payment through cash.

64. Availability of Cook-cum-helpers

i	Who engaged Cook-cum-helpers at schools (Department / SMC / VEC / PRI / Self Help Group / NGO /Contractor)? Out of 40 schools cook is engaged by VEC in 20 (50%) schools, by SMC in 9 (22.5%) schools, by SHG in 1(2.5%) school.
ii	If cook-cum-helper is not engaged who cooks and serves the meal?
iii	Is the number of cooks-cum-helpers engaged in the school as per GOI norms or as per State norms? Out of 40 schools 8(20%) schools have reported that cook is appointed as per Government of India norms.
iv	Honorarium paid to cooks cum helpers. All 40 (85%) schools reported that cook is paid honorarium. Out of 40 schools 21 (27.5%) reported that honorarium Rs. 1000 is paid to cook.
v	Mode of payment to cook-cum-helpers? The mode of payment to cook is by Cheque in 35 (87.5%) schools and by cash in 1 (2.5%) schools.
vi	Are the remuneration paid to cooks cum helpers regularly? Out of 40 schools 36 (90%) reported that cook is paid regularly.
vii	Social Composition of cooks cum helpers? (SC/ST/OBC/Minority) Out of 40 schools 36 (90%) schools engaged as cooks OBC persons, 3 (7.5%) schools engaged SC person as cook. Health check up of cook is done in 11 (27.5%) schools.
viii	Is there any training module for cook-cum-helpers? Training module is available in 7 (17.5%) schools.
ix	Whether training has been provided to cook-cum-helpers? Training to cook is provided in 5 (12.5%) schools. In 35 (87.5%) schools training is not provided nor is any training module available.
x	In case the meal is prepared and transported by the Centralized kitchen / NGO, whether cook-cum-helpers have been engaged to serve the meal to the children at school level. If meal is prepared and transported by the Centralized kitchen / NGO, 15 (37.5%) schools reported that cook-cum-helpers have been engaged to serve the meal to the children at school level.
xi	Whether health check-up of cook-cum-helpers has been done? Health checkup of cook is done in 11 (27.5%) schools.

65. Regularity in Serving Meal

i	Whether the school is serving hot cooked meal daily? If there was interruption, what was the extent and reasons for the same?
	Out of 40 schools hot cooked meal is served daily in 31 (77.5%) schools.

66. Quality & Quantity of Meal

Feedback from children on

i	Quality of meal
	Quality of meal is good in 17 (42.5%) schools, average in 21 (52.5%) schools.
ii	Quantity of meal
	Quantity of meal is sufficient in 22 (55%) schools and insufficient in 18 (45%) school.
iii	Quantity of pulses used in the meal per child.
	Quantity of pulses per child is reported as 20 gm. in 1 (2.5%) schools, 25 gm. in 2 (5%) schools, 30 gm. in 1 (2.5%) schools, 37.5 gm. in 1 (2.5%) schools, 40 gm in 3 (7.5%) schools, 50 gm. in 1 (2.5%) schools, 75-100 gm in 1 (2.5%) and 150 gm. in 5 (12.5%) schools.
iv	Quantity of green leafy vegetables used in the meal per child.
	Quantity of green leafy vegetable per child is given as 100-150 gm. in 13 (32.5%) schools, 30-40 gm in 8 (20%) schools, 45-65 gms. in 8 (20%) schools and 75-95 gm in 4 (10%).
v	Whether double fortified salt is used?
	Double fortified salt is provided in 35 (87.5%) schools.
vi	Acceptance of the meal amongst the children.
	Out of 40 schools the children of 37 (92.5%) schools have happily accepted and they are satisfied with the quantity. The children of 3 (7.5%) schools did not accept the meal and quantity of meal was not satisfactory.
vii	Method / Standard gadgets / equipment for measuring the quantity of food to be cooked and served.
	Standard Gadget measuring quantity is found in 23 (57.5%) schools.

67. Variety of Menu

i	Who decides the menu?
	Out of 40 schools 27 (67.5%) schools stated that menu is decided by authority, by VSS in 1 (2.5%) schools and by teacher in 9 (22.5%) school.
ii	Whether weekly menu is displayed at a prominent place noticeable to community,
	It was observed that weekly menu was displayed in 40 (100%) schools.
iii	Is the menu being followed uniformly?
	Yes, Menu was followed uniformly in 40 (100%) schools.
iv	Whether menu includes locally available ingredients?
	Menu included local gradients in 40 (100%) schools.
v	Whether menu provides required nutritional and calorific value per child?
	Menu provides required nutritional and calorific value per child. The nutritional calorific value was included in 40 (100%) schools.

68. Display of Information under Right to Education Act, 2009

i a)	<u>Display of Information under Right to Education Act, 2009 at the school level at prominent place</u>
	Quantity and date of food grains received Out of sampled schools, no school has provided information about the quantity of food grain received and the date of receiving. As food grain in most cases is delivered directly at the house of Pradhan and then comes to school as per daily requirement.
b)	Balance quantity of food grains utilized during the month.
	Yes, balance quantity was utilized during the month
c)	Other ingredients purchased, utilized
	Yes, other ingredients purchased, utilized
d)	Number of children given MDM
	About 2391 children are given MDM in the district, out of which 2389 children taken MDM on the day of Visit
e)	Daily menu displayed on notice board
	Daily menu displayed on notice board in 31 (77.5%) school
ii	<u>Display of MDM logo at prominent place preferably outside wall of the school.</u>
	Out of 40 schools MDM logo was displayed in 31 (77.5%) schools.

69. Trends

Extent of variation (As per school records vis-à-vis Actual on the day of visit).

i	Enrolment
	The total enrolment of the sampled school is 4740.
ii	The total enrolment of the sampled school is 4740 Out of total enrolment 2391 (50.44%) students are given MDM
	As per no. of children availing MDM is 2391.
iii	No. of children availing MDM as per MDM Register.
	As per MDM register number of children availing MDM is 2389 (50.40%) children availed MDM on the day of visit.
iv	No. of children actually availing MDM on the day of visit as per head count
	Out of total enrolment 2389 (50.40%) students are given MDM.

70. Social Equity

i	What is the system of serving and seating arrangements for eating?
	Out of 40 schools children were served meal sitting on ground in 34 (85%) schools.
ii	Did you observe any gender or caste or community discrimination in cooking or serving or seating arrangements?
	No any discrimination of gender, caste or community was observed in cooking or serving or seating arrangements.
iii	The name of the school where discrimination found of any kind may be mentioned in the main body of the report along with date of visit.
	N.A.
iv	If any kind of social discrimination is found in the school, comments of the team may be given in the inspection register of the school.
	No any sort of social discrimination found
V	Comments in inspection Register
	Comment was not given in inspection register of any schools.

71. Convergence With Other Scheme

1	Sarva Shiksha Abhiyan
	Out of 40 schools convergence with SSA was found in 40 (100%) schools.
2	School Health Programme
	Is there school Health Card maintained for each child?
i	MDM was converged with health programme in 36 (90%) schools. School health card maintained in all 31 (77.5%) schools
	What is the frequency of health check-up?
ii	Frequency of health check up was yearly in 19 (47.5%) school, half yearly in 7 (17.5%) schools, quarterly in 5 (12.5%) schools.
	Whether children are given micronutrients (Iron, folic acid, vitamin – A dosage)
iii	

	and de-worming medicine periodically?
	Out of 40 schools micronutrients given in 27 (67.5%) schools and de-worming medicine was given in 27 (67.5%) schools.
iv	Who administers these medicines and at what frequency?
	Out of 40 schools medicine is administered by Govt. doctors in 30 (75%) schools.
v	Whether height and weight record of the children is being indicated in the school health card.
	Yes, height and record of the children is being indicated in school health card of 27 (67.5%) schools
vi	Whether any referral during the period of monitoring.
	During the period of monitoring no referral was observed.
vii	Instances of medical emergency during the period of monitoring.
	No instances of emergency were mentioned at district level.
viii	Availability of the first aid medical kit in the schools.
	MI observed that first aid box is available in 21 (52.5%) school. It was not available in 19 (47.5%) schools.
ix	Dental and eye check-up included in the screening.
	The district administration has mentioned that dental and eye check up is done in each and every school and spectacles were distributed to needy students. However, MI found that dental and eye check up was done in 28 (70%) schools
x	Distribution of spectacles to children suffering from refractive error.
	Spectacles to children suffering from refractive error distributed in 16 (40%) schools.
2	Drinking Water and Sanitation Programme
i	Whether potable water is available for drinking purpose in convergence with Drinking Water and Sanitation Programme.
	Out of 40 schools potable water was available in 28 (70%) schools.
3	MPLAD / MLA Scheme
	Out of 40 schools drinking water scheme was sponsored by MPLAD in 1 (2.5%) schools and by MLA in 5 (12.5%) schools
4	Any Other Department / Scheme.
	Out of 40 schools drinking water scheme was sponsored by Department in 2 (5%) schools and by others in 7 (17.5%) schools..

72. Infrastructure

1 a	Kitchen cum store
i	Is there a pucca kitchen shed-cum-store
	Out of 40 schools kitchen pucca shed is constructed in 35 (87.5%) schools.
ii	Constructed and in use
	Out of 40 schools kitchen pucca shed is constructed in 35 (87.5%) schools and it is in

	use.
iii	Under which Scheme Kitchen-cum-store constructed -MDM/SSA/Others The kitchen was constructed under MDM scheme in 15 (37.5%) schools, under SSA in 14 (35%) schools. 11 (27.5%) schools have no information about under which kitchen shed was constructed.
iv	Constructed but not in use (Reasons for not using) The entire kitchen constructed was in use.
v	Under construction No kitchen shed was under construction.
vi	Sanctioned, but construction not started Construction complete in all school
vii	Not sanctioned All kitchen sheds were properly sanctioned
b	In case the pucca kitchen-cum-store is not available, where is the food being cooked and where the foodgrains /other ingredients are being stored? Only 4 (10%) school has reported to prepare MDM in other space. Food grains are stored in vss home in 6 (15%) schools.
c	Kitchen-cum-store in hygienic condition, properly ventilated and away from classrooms. MI observed that kitchen sheds are well ventilated in 8 (20%) schools, away from class room 15 (37.5%) schools and having hygienic condition in 23 (57.5%) schools.
d	Whether MDM is being cooked by using firewood or LPG based cooking? Out of 40 schools LPG was in 3 (7.5%) schools and wood was used in 33 (82.5%) schools.
e	Whether on any day there was interruption due to non-availability of firewood or LPG? MDM was interrupted due to shortage of fuel in 5 (12.5%) schools.
2	Whether cooking utensils are available in the school?
i	Out of 40 schools cooking utensils was available in 39 (97.5%) schools.
ii	Source of funding for cooking and serving utensils – Kitchen Devices fund / MME / Community contribution / others. Source of funding was by MME in 6 (15%) schools and by others in 11 (27.5%) schools. 23 (57.5%) schools did not know from where cooking utensils were purchased.
iii	Whether eating plates etc. are available in the school? Plates were available in 4 (10%) schools.
iv	Source of funding for eating plates - MME / Community contribution / others? The source of its funding was others in 2 (5%) schools.
3	<u>Kitchen Devices</u>
4	<u>Availability of storage bins</u>
i	Whether storage bins are available for food grains? If yes, what is the source of their procurement? MI found storage bin was available only in 21 (52.5%) schools. The source of funding was by MDM in 5 (12.5%) school, by SSA in 2 (5%) schools. 19 (47.5%) storage bin

	was not available.
5	<u>Toilets in the school</u>
i	Is separate toilet for the boys and girls are available? Yes, separate toilet for the boys and girls are available in 32 (80%) schools.
ii	Are toilets usable? Toilets are usable in 32 (80%) schools.
6	<u>Availability of potable water</u>
i	Is Tap water / tube well / hand pump / Well / Jet pump available? Potable water is available in 36 (90%) schools. Out of which Hand pump was available in 27 (67.5%) school and tube well was available in 6 (15%) schools..
ii	Any other source Potable water is available in 3 (7.5%) schools by other source.
7	<u>Availability of fire extinguishers</u> Fire extinguishers were available in 37 (92.5%) schools.
8	<u>8. IT infrastructure available @ School level</u>
a	Number of computers available in the school (if any). 1 computer available in 4 (10%) schools and 6 computer available in 1 (2.5%) school..
b	Availability of internet connection (If any). Internet connection was not available in any school. Some teachers were seen using their own internet.
c	Using any IT / IT enabled services based solutions / services (like e-learning etc.) (if any) IT enable services were not used any school.

73. Safety & hygiene

i	General Impression of the environment, Safety and hygiene: The cooking process is safe in 29 (72.5%) schools as they have proper ventilation.
ii	Are children encouraged to wash hands before and after eating MI observed that children washed their hands before taking meals in 38 (95%) schools.
iii	Do the children take meals in an orderly manner? Children take meal in orderly manner in 40 (100%) schools.
iv	Conservation of water? MI observed that children conserve water in 39 (97.5%) schools.
v	Is the cooking process and storage of fuel safe, not posing any fire hazard? The cooking process is safe in 29 (72.5%) schools.

74. Community Participation

i	Extent of participation by Parents / SMC / VEC / Panchayats / Urban bodies in daily supervision and monitoring. MI found that parents participation in supervision and monitoring was on daily basis in 3 (7.5%) schools, on monthly basis in 11 (27.5%) schools, rarely in 5 (12.5%) schools and weekly basis in 7 (17.5%) schools. SMC/VEC participation on daily basis in 5
---	---

	(12.5%) schools, monthly in 12 (30%) schools, rarely in 4 (10%) schools and on weekly basis in 6 (15 %) schools. Panchayat participation was on daily basis in 4 (10%) school, monthly basis in 14 (35%) schools, rarely in 3 (7.5%) schools and weekly in 4 (10%) schools. Urban body participation was on daily basis in 2 (5%) schools, monthly 7 (17.5%) schools and rarely in 5 (12.5%) schools.
ii	Is any roster of community members being maintained for supervision of the MDM? School roster of community members for supervision of the MDM was maintained in 17 (42.5%).
iii	Is there any social audit mechanism in the school? As per the district information social audit mechanism exists in every school. But MI observed that social audit mechanism existed in 35 (87.5%) schools where jan wachan about MDM was practiced.
iv	Number of meetings of SMC held during the monitoring period. SMC meeting held once in 1 (2.5%) schools, twice in 2 (5%) schools, 3 times in 1 (2.5%) schools, 4 times in 1 (2.5%) school, 5 times in 6 (15%) school, 6 times in 16 (40%) schools, 7 time in 2 (5%) school, 8 times in 2 (5%) schools, 9 times in 2 (5%) schools, and 12 times in 1 (2.5%) schools.
v	In how many of these meetings issues related to MDM were discussed? The issue of MDM was discussed twice in 5 (12.5%) schools, 3 times in 3 (7.5%) schools, 4 times in 3 (7.5%) schools, 5 times in 4 (10%) school, 6 times in 13 (32.5%) schools, 7 times in 2 (5%) schools, 9 times in 1 (2.5%) schools, and 12 times in 1 (2.5%) schools

75. Inspection and Supervision

i	Is there any Inspection Register available at school level? Inspection register was available in 29 (72.5%) schools.
ii	Whether school has received any funds under MME component? 17 (42.5%) schools have received funds under MME component
iii	Whether State / District / Block level officers / officials inspecting the MDM Scheme? The inspection was done by block level officers in 23 (57.5%) schools, district officers in 5 (12.5%) schools, MDM office inspector in 8 (20%) schools and by state officers in 1 (2.5%) school.
iv	The frequency of such inspections? The frequency of such inspections was more than thrice in a month in 13 (32.5%) schools, once in 8 (20%) schools, thrice in 4 (10%) schools and twice in 6 (15%) schools.

76. Impact

i	Has the mid day meal improved the enrollment, attendance, retention of children in school? MDM has improved enrolment in 35 (87.5%) schools, improved attendance in 35 (87.5%) schools, and improved retention in 35 (87.5%) schools.
ii	Whether mid day meal has helped in improvement of the social harmony?

	Yes, it has improved social harmony in improve enrolment, improved attendance and in improved retention schools.
iii	Whether mid day meal has helped in improvement of the nutritional status of the children?
	Yes, MDM has improved nutritional status in 39 (97.5%) schools.
iv	Is there any other incidental benefit due to serving of meal in schools?
	No incidental benefit was observed due to serving of meal in schools.

77. Grievance Redressal Mechanism

i	Is any grievance redressal mechanism in the district for MDMS?
	Grievance redressal mechanism was seen 37 (92.5%) sampled schools.
ii	Whether the district / block / school having any toll free number?
	Toll free number was available in 39 (97.5%) schools.